



❖ Weightlifting Queensland ❖

December 2003

The Official Journal of the Queensland Weightlifting Association Inc.

PO Box 1056, Capalaba,

Qld 4157

Tel: (07) 3823 1377 Fax: (07) 3823 1371



2003 QWA League Champions

Luke Gardner (Div 4); Bowen Stuart (Div 2); Debra Keelan (Div 3); Damon Kelly (Div 1)

QWA Events Calendar	3	World Championships Results	16
From the QWA Office	5	Niue – A Great Experience	26
Qld All Schools Championships	6	Oceania Junior C'ships Results	28
National Team Challenge	10	Queensland 2000	31
QWA League Grand Final	15	Technically Speaking	34

**The QWA is Supported by the
Queensland Government through Sport &
Recreation Qld**



Queensland Government
Getting more people active
through sport and recreation

Queensland Weightlifting Association Inc.

Office: The Velodrome, The Sleeman Centre,
Chandler Qld 4155
Postal Address: PO Box 1056, Capalaba 4157
Telephone: (07) 3823 1377
Facsimile: (07) 3823 1371
Email: qwa@powerup.com.au
Web Site: <http://www.qwa.org>
Executive Director: Ian Moir
Administrative Officer: Kylie Booth
Development Officer: Scott Robinson

The QWA Management Committee

Patron: Bert Hobl
President: Mike Keelan
Vice President: Greg Hobl
Secretary: Kylie Booth
Treasurer: Corran Amadio
Executive Officer: Barry Harden
Executive Officer: Tanya Harden
Executive Officer: Lawrie Townsend
Executive Officer: Dallas Turnbull

QWA Mission Statement

"To promote and develop all aspects of the sport of weightlifting in Queensland."

Acknowledgement

The Queensland Weightlifting Association is extremely appreciative of the assistance provided by the following:

**Queensland Government –Sport and Recreation Queensland
Major Sports Facilities Authority
MTU Detroit Diesel Australia**

Disclaimer

The views represented in this publication do not necessarily reflect those of the editor or of the Officers or Management Committee of the QWA.

2004 Events Calendar

January 30	Sunshine Coast Open Club Competition	Nambour
January 31	Cougars Open Club Competition	Chandler
February 6	TWA Open Club Competition	Toowoomba
February 7	QWA Awards	Brisbane
February 21	QWA League Round 1 & Masters H/cap Round 1	Chandler
February 27	Nudgee Open Club Competition	Nudgee
February 28	Trans Tasman Challenge	Auckland, NZL
March 6	Qld Under 16 & Under 18 Championships	Toowoomba
March 26	Nudgee Open Club Competition	Nudgee
March 27	Sunshine Coast Open Club Competition	Nambour
April 2	TWA Open Club Competition	Toowoomba
April 3	Cougars Open Club Competition	Chandler
April 17 – 18	National Under 16 & Under 18 Championships	Brisbane, QLD
April 30	Nudgee Open Club Competition	Nudgee
May 1	Qld Masters Championships	Rockhampton
May 5 – 8	Commonwealth, Oceania & South Pacific Championships	Suva, FIJI
May 9	Sunshine Coast Open Club Competition	Nambour
May 22	QWA League Round 2 & Masters H/cap Round 2	Toowoomba
May 28	Nudgee Open Club Competition	Nudgee
May 29	AWF Elimination Trials	Sydney, NSW
June 4	TWA Open Club Competition	Toowoomba
June 4 – 6	National Masters Championships	Darwin, NT
June 5 – 12	World Junior Championships	Minsk, BLR
June 25	Nudgee Open Club Competition	Nudgee
June 26	Australian Olympic Team Selection Trials	Melbourne, VIC
July 1 – 4	World University Championships	Frederick, USA
July 9	TWA Open Club Competition	Toowoomba
July 10	Qld U20 & Open Championships	Chandler
July 24	Cougars Open Club Competition	Chandler
July 25	Sunshine Coast Open Club Competition	Nambour
July 30	Nudgee Open Club Competition	Nudgee
August 14 – 25	Olympic Games	Athens, Greece
August 21	QWA League Round 3 & Masters H/cap Round 3	Chandler
August 27	Nudgee Open Club Competition	Nudgee
September 3	TWA Open Club Competition	Toowoomba
September 10 – 12	National U20 & Open Championships	Launceston, TAS
September 24	Nudgee Open Club Competition	Nudgee
September 25	Qld Masters H/cap Final	Sunshine Coast
Sep 26 – Oct 2	IWF World Masters Championships	Baden, AUT
October 29	Nudgee Open Club Competition	Nudgee

October 30	Mermet Cup International	Melbourne, VIC
October 8	TWA Open Club Competition	Toowoomba
October 9	QWA League Final	Brisbane
October 23	Qld All Schools Championships	Toowoomba
November 6	DK Blue International	Sydney, NSW
November 7	Sunshine Coast Open Club Competition	Nambour
November 13	Queensland 2000 Tournament	Brisbane
November 19	TWA Open Club Competition	Toowoomba
November 26	Nudgee Open Club Competition	Nudgee
Nov 29 – Dec 1	Commonwealth Youth Games	Bendigo, VIC
December (TBC)	Oceania Junior Championships	Suva, FIJI
December 11	Sunshine Coast Open Club Competition	Nambour
December 18	Cougars Open Club Competition	Chandler
December 31	Nudgee Open Club Competition	Nudgee

Dates and or venues are subject to change with 14 days notice

The closing date for entries for all QWA events is 15 days prior to the competition date.

The closing date for entries for all National events is 28 days prior to the competition date.

The minimum qualifying standard for entry in the Queensland Open Championships is C Grade.

The minimum qualifying standard for entry in the Queensland Under 20 Championships is D Grade.

There is no minimum qualifying standard for Queensland Under 16, Under 18, School or Masters Championships.

The qualifying period for the Queensland Open & Under 20 Championships is 25th June 2003 – 25th June 2004

The qualifying period for the Queensland 2000 Tournament is 1st January 2004 – 30th September 2004

Queensland Teams for the 2004 National Under 16 & Under 18 Championships will be selected according to the QWA Selection Policy taking into consideration results from:

- QWA League Round 1 – February 21st
- Qld U16 & U18 Championships – March 6th

Queensland Teams for the 2004 National Open & Under 20 Championships will be selected according to the QWA Selection Policy taking into consideration results from:

- QWA League Round 1 – February 21st
- Qld U16 & U18 Championships – March 6th
- QWA League Round 2 – May 22nd
- Qld Open & U20 Championships – July 10th

From the QWA Office

By Ian Moir, QWA Executive Director

The past few months have flown by and the Christmas season is upon us. This last quarter of 2003 has been a particularly busy time, with numerous events being organised by the QWA, and QWA members traveling abroad to international events.

The month of October held the Qld All Schools Championships, National Age Group Team Challenge and the QWA League Grand Final. In November, we followed the World Championships with great interest as the competition unfolded 'live' on the internet, allowing us to keep pace with the exploits of the Australian team which included Queenslanders Ben Turner and Anthony Martin. December gave us the Junior Oceania and South Pacific Championships which saw six Queensland lifters – John Yamasaki, Ben Turner, Damon Kelly, Erika Yamasaki, Kristie Amadio, Deborah Lovely – figuring in the national team, with Miles Wydall in the position of Assistant Coach. And of course, the QWA's last, and without doubt most spectacular, event for the year – The Queensland 2000 Tournament. Little wonder then that this edition of *Weightlifting Queensland* is packed with competition results.

Under the heading of "Good News", the Hon. Terry Mackenroth, Minister for Sport, has approved another three-year term of State Government funding for weightlifting. This offer of funding amounts to \$87,632 per year for the next three years in the Development Initiative category plus a Special Initiative grant of approximately \$40,000 per year over three years to be applied to a program to increase the participation of women and girls in weightlifting. The success of the QWA's application for Special Initiative funding will create an additional paid position during 2004 – 2006 to implement the "Women & Girls" program and in preparation for this the QWA Management Committee will review the roles and responsibilities of all staff to ensure that our organisation is structured in the best possible way to implement all of the strategies necessary for the accelerated development of all aspects of weightlifting in Queensland.

The AWF Governance and Management Review is continuing. Face-to-face consultation with State and Territory associations has begun through a series of forums which will be concluded in February 2004. Once arrangements have been made for the Queensland forum, members will be advised of the time, date and place. I strongly recommended that all members wishing to be involved in this review process attend the forum to express their views and contribute to the shaping of our national federation for the future. The forum will be addressed by personnel from the Australian Sports Commission, the AWF Executive Board and the AWF Governance & Management Review Steering Committee and will provide a valuable opportunity for members to ask questions, to be informed, and to "have their say".

Finally, I wish all members a Merry Christmas and a Happy New Year. I will be taking annual leave until Tuesday 27th January, although I expect to drop in to the QWA office from time to time during this period as there will no doubt be a few things that require attention. In the meantime, I can be contacted on my mobile number 0417 744 981.

Until next time...

Ian Moir

2003 Queensland All Schools Championships

In recent years, the weightlifting activity at St Laurence's College has continued to increase steadily, both in terms of numbers of students participating and their overall level of performance. Full credit for this healthy situation is due to the support and dedication of college staff members Peter Dadds and Anthony Samios and St Laurence's "Old Boy" Damon Kelly, who have kept the sport alive and thriving within the school.

In October, St Laurence's provided a fitting venue for the Queensland All Schools Championships which were held in the college's magnificent auditorium. Although mounting weightlifting on a raised stage is always a concern, we nearly got away with it this time. That is, right up until the final few attempts of the event when a certain lifter who shall remain nameless (you know who you are) chased a wayward jerk off the front of the platform and dropped the barbell on the bare timber floor, making a big impression on the stage ...two impressions, actually. Notwithstanding this unfortunate happening, the championships were a great success and hopefully St Laurence's College will host many competitions in the future.

2003 Queensland All Schools Championships

11th October 2003

St Laurence's College, South Brisbane

WOMEN

Name	Born	School	Bwt	Snatch	C&J	Total	Sinclair	Place	
								U16	Open
48kg Category									
Melinda Janke	87	Toowoomba	46.62	45.0	57.5	102.5	144.151	1	1
53kg Category									
Erika Yamasaki	87	Mt Gravatt	50.04	62.5	82.5	145.0	193.502	1	1
Davina Hughes	89	Harristown	51.76	42.5	55.0	97.5	127.092	2	2
58kg Category									
Liana Lambert	88	Mt Gravatt	57.42	55.0	---	---	0.000		
63kg Category									
Tammie Bower	87	Windaroo Valley	61.60	60.0	67.5	127.5	149.602	1	1
Trina Eglestaff	88	Mansfield	62.30	45.0	52.5	97.5	113.727	2	2
Kylie Milligan	85	St Saviours	61.40	---	---	---	0.000		
69kg Category									
Kristie Amadio	85	Moreton Bay	63.08	72.5	82.5	155.0	179.646		1
Holly Collyer	88	Nambour	68.56	52.5	70.0	122.5	136.512	1	2
75kg Category									
Christina Watkins	88	Gympie	69.02	62.5	80.0	142.5	158.341	1	1
+75kg Category									
Alisha Freiberg	89	Windaroo Valley	78.86	22.5	35.0	57.5	60.811	1	1

MEN

Name	Born	School	Bwt	Snatch	C&J	Total	Sinclair	Place U16 Open	
47kg Category									
Shaun Lumsden	90	St Laurence's	46.42	20.0	27.5	47.5	87.081	1	1
51kg Category									
Darryl Hockins	88	Toowoomba	50.70	45.0	52.5	97.5	164.262	1	1
Geordie Cassimatis	90	St Laurence's	47.68	30.0	42.5	72.5	129.460	2	2
56kg Category									
Craig Nolan	87	Windaroo Valley	55.86	47.5	65.0	112.5	173.992	1	1
Kurt Woodlock	88	Toowoomba	54.16	45.0	65.0	110.0	174.685	2	2
Karl Hartwig	88	St Laurence's	53.60	35.0	50.0	85.0	136.214	3	3
Michael Dunne	91	Christian Outreach	55.68	25.0	37.5	62.5	96.926	4	4
62kg Category									
Kyle Woodlock	85	Toowoomba	59.74	75.0	100.0	175.0	256.225		1
Matthew Edgley	86	ACGS	61.62	70.0	80.0	150.0	214.405		2
Tom McCosker	88	Burnside	61.08	57.5	80.0	137.5	197.869	1	3
Oscar Yeh	86	Brisbane Grammar	57.48	40.0	50.0	90.0	135.924		4
69kg Category									
John Yamasaki	84	Mt Gravatt	63.48	97.5	122.5	220.0	307.515		1
Troy Hewkins	86	Windaroo Valley	68.72	90.0	115.0	205.0	270.930		2
Dylan Reynolds	86	St Laurence's	66.38	45.0	65.0	110.0	148.886		3
Joshua Stolz	88	St Laurence's	68.76	55.0	50.0	105.0	138.715	1	4
Ed Lewis	88	ACGS	67.86	45.0	55.0	100.0	133.297	2	5
77kg Category									
George Mylne	85	Toowoomba	74.36	85.0	115.0	200.0	251.268		1
Greg Botha	86	Windaroo Valley	69.90	80.0	100.0	180.0	235.202		2
Stephen Davies	88	St James	73.80	72.5	95.0	167.5	211.414	1	3
Brett Wheldon	86	ACGS	75.04	62.5	82.5	145.0	181.166		4
Stuart Landsberg	87	ACGS	72.28	45.0	50.0	95.0	121.475	2	5
Tom Johnston	90	St Laurence's	76.88	37.5	45.0	82.5	101.608	3	6
Aaron Nichols	89	St Laurence's	76.86	35.0	45.0	80.0	98.544	4	7
85kg Category									
Bowen Stuart	86	Sienna College	77.32	90.0	112.5	202.5	248.577		1
Luke Gardner	88	Alexandra Hills	84.58	77.5	97.5	175.0	204.628	1	2
Chris Stevens	86	St Laurence's	77.04	55.0	72.5	127.5	156.841		3
Jon Meiers	87	Windaroo Valley	82.98	72.5	---	---	0.000		
94kg Category									
John Walz	87	Enaus College	86.70	105.0	125.0	230.0	265.665	1	1
Jonathon Mangifesta	86	St Laurence's		93.56	70.0	90.0	160.0178.533		
	2								
Scott Fell	88	St Laurence's	90.70	52.5	60.0	112.5	127.240	2	3
105kg Category									
James Hatzis	88	St Laurence's	95.14	65.0	90.0	155.0	171.754	1	1
Kelvin Rushworth	86	ACGS	99.82	60.0	80.0	140.0	152.258		2
+105kg Category									
Sam Cummings	87	St Laurence's	110.88	70.0	85.0	155.0	162.876	1	1
Brett Cherry	86	Toowoomba	108.64	62.5	82.5	145.0	153.280		2

Referees: Ian Moir (Cat 2), Debra Keelan (Cat 2), Kylie Booth (Cat 2), Angela Wydall (Cat 2), Scott Robinson (National), Jo Garner (National), John Hanlon (State), Vivien Nightingale (State), Tanya Harden (State).

Time Keeper: Jo Garner, Melissa Nightingale, Vivien Nightingale, Kristie Amadio.

M.C: Mike Keelan, Melissa Nightingale.

Best Lifter Awards


	Under 16	Open
Male	John Walz	John Yamasaki
Female	Erika Yamasaki	Erika Yamasaki

Records

Name	Cat	Lift	Weight	Age	Level
Erika Yamasaki	53kg	Snatch	62.5	U16	Qld, Nat
Erika Yamasaki	53kg	Snatch	62.5	U18	Qld
Erika Yamasaki	53kg	Snatch	62.5	U20	Qld
Erika Yamasaki	53kg	Cl & Jk	82.5	U16	Qld, Nat
Erika Yamasaki	53kg	Cl & Jk	82.5	U18	Qld
Erika Yamasaki	53kg	Cl & Jk	82.5	U20	Qld
Erika Yamasaki	53kg	Total	142.5	U16	Qld, Nat
Erika Yamasaki	53kg	Total	142.5	U18	Qld
Erika Yamasaki	53kg	Total	142.5	U20	Qld
Erika Yamasaki	53kg	Total	145.0	U16	Qld, Nat
Erika Yamasaki	53kg	Total	145.0	U18	Qld, Nat
Erika Yamasaki	53kg	Total	145.0	U20	Qld
John Walz	94kg	Snatch	100.0	U16	Qld
John Walz	94kg	Snatch	100.0	U18	Qld
John Walz	94kg	Snatch	105.0	U16	Qld
John Walz	94kg	Snatch	105.0	U18	Qld
John Walz	94kg	Cl & Jk	125.0	U16	Qld
John Walz	94kg	Cl & Jk	125.0	U18	Qld
John Walz	94kg	Total	230.0	U16	Qld
John Walz	94kg	Total	230.0	U18	Qld

Team Championship


Women	Points	Men	Points
Windaroo Valley State High School	56	Toowoomba State High School	134
Moreton Bay College	28	St Laurence's College - Black	134
Mt Gravatt State High School	28	Anglican Church Grammar School	114
Gympie State High School	28	St Laurence's College - Gold	91
Toowoomba State High School	28	Windaroo Valley State High School	78
Nambour State High School	25	Mt Gravatt State High School	28
Harristown State High School	25	Enaus College	28
Mansfield State High School	25	Sienna College	28
St Saviour's College	0	Alexandra Hills State High School	25
		St James College	23
		Burnside State High School	23
		Brisbane Grammar School	22
		Christian Outreach College	22



John Walz
Best U16 Male



Erika Yamasaki
Best U16 & U18 Female



John Yamasaki
Best U18 Male



Peter Dadds, Anthony Samios and Damon Kelly with
QWA Development Officer Scott Robinson

Photos by Miles Wydall

2003 AWF National Age Group Team Challenge

The 2003 National Age Group Team Challenge was conducted at the Cougars Weightlifting Club in The Sleeman Centre, Chandler, Brisbane, on Saturday 18th and Sunday 19th October 2003. This year's event was contested by teams from four states – QLD, SA, TAS, VIC – and a total of 69 competitors.

As the name states, the Age Group Team Challenge is a team event, although two overall individual awards are also made. The competition was conducted for male and female teams in the age groups of Under 16; Under 18; Under 20 and Under 23. Each team consisted of a maximum of three lifters and the scoring system utilised a combination of Sinclair points and bonus points (three successful Snatches = 2.5 bonus points; three successful Clean & Jerks = 2.5 bonus points; new personal best Total = 5 bonus points).

With the benefit of the event being held "at home", Queensland was represented by a full contingent which faired well in most categories. Queensland's women achieved a clean sweep of all age groups; the overall women's team event; and the Best Female Lifter category. Queensland's men won the U23 section and placed second overall.

2003 National Age Group Team Challenge

18 - 19 OCTOBER 2003

The Sleeman Centre, Chandler, Brisbane QLD.

UNDER 16 MEN

Name	Born	State	B/Wt	Snatch	Cl & Jk	Total	Sinclair Points	Total Points
MERREY Chris	1988	VIC	76.20	90.0	120.0	210.0	259.990	267.490
FALCONE Matthew	1987	VIC	143.10	112.5	143.0	255.0	255.912	265.912
MARGUCCIO Andrew	1988	VIC	55.00	70.0	87.5	157.5	246.820	246.820
							Team Points	780.222
BRADY Joshua	1988	QLD	61.70	70.0	102.5	172.5	246.322	251.322
WALZ John	1987	QLD	85.00	105.0	135.0	240.0	279.934	287.434
GARDNER Luke	1988	QLD	83.55	80.0	105.0	185.0	217.677	227.677
							Team Points	766.434
GATES Shane	1987	SA	60.30	82.5	105.0	187.5	272.524	280.024
HADJI-SOTERIOU John	1987	SA	67.75	77.5	102.5	180.0	240.201	247.701
WATKINS Dale	1988	SA	55.40	57.5	75.0	132.5	206.363	206.363
							Team Points	734.089
DAVIS Troy	1988	TAS	62.00	72.5	94.0	167.5	238.302	243.302
TAYLOR Scott	1989	TAS	66.55	72.5	95.0	167.5	226.306	236.306
BARRON Luke	1988	TAS	88.50	67.5	87.5	155.0	177.291	187.291
							Team Points	666.899

Referees: Lawrie Townsend (Qld); Kevin White (Vic); James Turner (Qld).
 Jury: Maurie Carmichael (Qld); Shokr Fallah (Qld); Debra Keelan (Qld).
 Technical Controller: Ian Moir (Qld).
 Timekeeper: Melissa Nightingale (Qld).
 Announcer: Michael Keelan (Qld).

UNDER 18 MEN

Name	Born	State	B/Wt	Snatch	Cl & Jk	Total	Sinclair Points	Total Points
DALSANTO Max	1985	SA	82.80	112.5	145.0	257.5	304.403	311.903
ZIVKOVIC Richard	1986	SA	87.55	100.0	125.0	225.0	258.673	263.673
KLINKERT Daniel	1985	SA	87.25	105.0	120.0	225.0	259.098	261.598
							Team Points	837.175
WOODFORD Mark	1986	VIC	76.40	105.0	135.0	240.0	296.673	301.673
FALCONE Daniel	1985	VIC	128.95	120.0	145.0	265.0	269.257	276.757
WRAGG Matthew	1985	VIC	93.95	100.0	130.0	230.0	256.193	256.193
							Team Points	834.622
MYLNE George	1985	QLD	73.45	92.5	122.5	215.0	272.166	272.166
HEWKINS Troy	1986	QLD	67.20	87.5	107.5	195.0	261.684	261.684
WOODLOCK Kyle	1985	QLD	59.55	75.0	100.0	175.0	256.870	256.870
							Team Points	790.720

Referees: Ross Gagliardi (Qld); Barrie Gilbert (SA); John Hanlon (Qld).
 Jury: Shokr Fallah (Qld); Mike Keelan (Qld); Kylie Booth (Qld).
 Technical Controller: Ian Moir (Qld).
 Timekeeper: Kevin White (Vic).
 Announcer: Matthew Curtain (Vic).

UNDER 20 MEN

Name	Born	State	B/Wt	Snatch	Cl & Jk	Total	Sinclair Points	Total Points
McCOY Simon	1983	VIC	77.00	110.0	142.5	252.5	310.700	310.700
WOODFORD Dale	1985	VIC	65.10	85.0	100.0	185.0	253.887	261.387
NAYNA Matthew	1987	VIC	104.40	92.5	122.5	215.0	230.165	235.165
							Team Points	807.252
CHAMBERS Brodie	1986	SA	87.90	95.0	125.0	220.0	252.446	252.446
MORLEY Joey	1986	SA	52.20	60.0	85.0	145.0	237.888	242.888
JACQUIER Tyson	1985	SA	78.45	85.0	110.0	195.0	237.391	239.891
							Team Points	735.225
TURNER Ben	1984	QLD	71.65	122.5	157.5	280.0	360.034	360.034
STUART Bowen	1986	QLD	76.30	95.0	117.5	212.5	262.882	270.382
KELLY Damon	1983	QLD	141.75	157.5	---	---	0.000	0.000
							Team Points	630.415

Referees: Ross Gagliardi (Qld); Tony O'Malley (Tas); Barrie Gilbert (SA).
 Jury: Mike Keelan (Qld); Debra Keelan (Qld); Kylie Booth (Qld).
 Technical Controller: Ian Moir (Qld).
 Timekeeper: Kristie Amadio (Qld).
 Announcer: Matthew Curtain (Vic).

UNDER 23 MEN

Name	Born	State	B/Wt	Snatch	Cl & Jk	Total	Sinclair Points	Total Points
DE ROSE David	1982	QLD	76.10	117.5	145.0	262.5	325.239	330.239
TURNER Matthew	1982	QLD	78.35	100.0	140.0	240.0	292.385	302.385
YAMASAKI John	1984	QLD	61.90	95.0	115.0	210.0	299.133	299.133
							Team Points	931.757
RAE Chris	1980	SA	142.80	165.0	205.0	370.0	371.384	371.384
KNOWLES Nigel	1980	SA	92.75	105.0	135.0	240.0	268.795	268.795
KLINKERT Michael	1980	SA	84.15	100.0	125.0	225.0	263.774	266.274
							Team Points	906.452
HOCKING Corran	1980	VIC	146.90	170.0	190.0	360.0	360.667	360.667
MATEOS Paul	1980	VIC	76.90	107.5	142.5	250.0	307.857	307.857
							Team Points	668.524

Referees: Lawrie Townsend (Qld); Kevin White (Vic); Ross Gagliardi (Qld).
 Jury: Bob Henderson (Qld); Maurie Carmichael (Qld); Shokr Fallah (Qld).
 Technical Controller: Debra Keelan (Qld).
 Timekeeper: Jo Garner (Qld).
 Announcer: Mike Keelan (Qld)

National Records

Matthew Falcone (VIC) +105kg Cat. 112.5kg Australian Under 16 Snatch record
 143.0kg Australian Under 16 C&J record
 255.0kg Australian Under 16 Total record

BEST MALE LIFTER

Chris Rae (SA) 371.384 points

MEN'S TEAM CLASSIFICATION

1 st	South Australia	3212.941 points
2 nd	Queensland	3119.326 points
3 rd	Victoria	3090.620 points
4 th	Tasmania	666.899 points

UNDER 16 WOMEN

Name	Born	State	B/Wt	Snatch	Cl & Jk	Total	Sinclair Points	Total Points
BOWER Tammie	1987	QLD	61.90	62.5	70.0	132.5	155.072	157.572
JANKE Melinda	1987	QLD	47.00	42.5	65.0	107.5	150.243	150.243
PATCHING Rhiannon	1989	QLD	72.80	32.5	45.0	77.5	84.272	84.272
							Team Points	392.087
WRAGG Alex	1989	VIC	52.85	32.5	47.5	80.0	102.832	110.332
WRAGG Megan	1990	VIC	60.20	35.0	47.5	82.5	98.007	98.007
SUKUNDA Aleksandra	1987	VIC	90.50	35.0	42.5	77.5	79.161	79.161
							Team Points	287.500
BRAUN Katherine	1987	SA	71.00	35.0	47.5	82.5	90.597	100.597
ANDERSON Jessica	1987	SA	67.85	37.5	50.0	87.5	97.956	97.956
JARRET Megan	1990	SA	63.20	25.0	35.0	60.0	69.473	76.973
							Team Points	275.526

Referees: Debra Keelan (Qld); Kylie Booth (Qld); Vivien Nightingale (Qld).
 Jury: Maurie Carmichael (Qld); Mike Keelan (Qld); Ian Moir (Qld).
 Technical Controller: Lawrie Townsend (Qld).
 Timekeeper: James Turner (Qld).
 Announcer: Melissa Nightingale (Qld).

UNDER 18 WOMEN

Name	Born	State	B/Wt	Snatch	Cl & Jk	Total	Sinclair Points	Total Points
WATKINS Christina	1988	QLD	69.10	60.0	80.0	140.0	155.486	157.986
LAMBERT Liana	1988	QLD	57.60	57.5	67.5	125.0	152.265	157.265
BOWER Sherry	1986	QLD	52.90	47.5	57.5	105.0	134.882	139.882
							Team Points	455.134
EDGE Jessica	1986	SA	54.00	50.0	62.5	112.5	142.589	152.589
BATH Kayla	1986	SA	70.95	52.5	67.5	120.0	131.815	131.815
SCUTTER Fiona	1986	SA	90.40	47.5	52.5	100.0	102.165	102.165
							Team Points	386.570

Referees: Debra Keelan (Qld); Barrie Gilbert (SA); Kevin White (Vic).
 Jury: Shokr Fallah (Qld); Ian Moir (Qld); Kylie Booth (Qld).
 Technical Controller: Ross Gagliardi (Qld).
 Timekeeper: Vivien Nightingale (Qld).
 Announcer: Mike Keelan (Qld).

UNDER 20 WOMEN

Name	Born	State	B/Wt	Snatch	Cl & Jk	Total	Sinclair Points	Total Points
YAMASAKI Erika	1987	QLD	50.60	63.5	80.0	142.5	188.679	196.179
AMADIO Kristie	1985	QLD	62.85	70.0	87.5	157.5	182.883	182.883
GASTBERGER Bianca	1984	QLD	59.95	50.0	55.0	105.0	125.022	127.522
							Team Points	506.585
PELKAS Natasha	1989	SA	133.35	40.0	55.0	95.0	95.000	95.000
DREWETT Alana	1989	SA	106.15	30.0	40.0	70.0	70.113	77.613
SCHRANZ Rebecca	1989	SA	78.70	30.0	35.0	65.0	68.786	76.286
							Team Points	248.899

Referees: Debra Keelan (Qld); Barrie Gilbert (SA); Kevin White (Vic).
 Jury: Shokr Fallah (Qld); Ian Moir (Qld); Kylie Booth (Qld).
 Technical Controller: Ross Gagliardi (Qld).
 Timekeeper: Vivien Nightingale (Qld).
 Announcer: Mike Keelan (Qld).

UNDER 23 WOMEN

Name	Born	State	B/Wt	Snatch	Cl & Jk	Total	Sinclair Points	Team Points
PHILLIPS Amanda	1981	QLD	72.90	85.0	105.0	190.0	206.494	208.994
NIGHTINGALE Melissa	1981	QLD	67.85	82.5	97.5	180.0	201.509	204.009
EGELSTAFF Trina	1988	QLD	61.95	40.0	52.5	92.5	108.212	110.712
							Team Points	523.715
RUSH Rebecca	1982	TAS	53.20	60.0	85.0	145.0	185.573	188.073
VAN TIENAN Belinda	1986	TAS	68.60	70.0	90.0	160.0	178.256	178.256
PARKER Natasha	1989	TAS	73.25	57.5	70.0	127.5	138.317	145.817
							Team Points	512.146
WHITE Jacquie	1982	VIC	63.35	70.0	95.0	165.0	190.823	193.323
O'MEARA Kelly	1982	VIC	62.30	65.0	80.0	145.0	169.132	169.132
							Team Points	362.456
LEWIS Debbie	1981	SA	59.45	65.0	80.0	145.0	173.455	178.455
COCKS Victoria	1985	SA	60.10	57.5	70.0	127.5	151.604	159.104
							Team Points	337.559

Referees: Debra Keelan (Qld); Kylie Booth (Qld); Barrie Gilbert (SA).
 Jury: Bob Henderson (Qld); Maurie Carmichael (Qld); Shokr Fallah (Qld).
 Technical Controller: Ian Moir (Qld).
 Timekeeper: Jo Garner (Qld).
 Announcer: Mike Keelan (Qld).

National Records

Erika Yamasaki (QLD) 53kg Cat.	63.5kg	Australian Under 16 Snatch record
	63.5kg	Australian Under 18 Snatch record
	142.5kg	Australian Under 16 Total record

BEST FEMALE LIFTER

Amanda Phillips (QLD) 208.994 points

WOMEN'S TEAM CLASSIFICATION

1 st	Queensland	1877.521 points
2 nd	South Australia	1248.554 points
3 rd	Victoria	649.956 points
4 th	Tasmania	512.146 points

QWA League Grand FinalThe Sleeman Centre, Chandler
25th October 2003

The QWA League Final saw close battles in all divisions, with the competitors having to apply both body and mind to hold off the challenges of their rivals. Because the League format awards points to lifters by comparing their totals to World Records and offering bonus points for improvement and consistency in performance, lifters and coaches must make every attempt count and keep a close eye on the ever-changing "leader board" to select the weights which will keep them in the hunt for the most spectacular array of trophies awarded in any QWA event.

Name	Born	Club	Bwt	Snatch	C & J	Total	Bonus	Points
Division 1								
Damon Kelly	83	Cougars	139.95	152.5	190.0	342.5	11	83.487
David DeRose	82	Cougars	76.60	117.5	147.5	265.0	11	81.199
Erika Yamasaki	87	Cougars	50.55	62.5	80.0	142.5	15	78.333
John Yamasaki	84	Cougars	61.60	90.0	112.5	202.5	-8	54.308
Kristie Amadio	85	Cougars	63.60	72.5	82.5	155.0	-5	53.491
Division 2								
Bowen Stuart	86	Sunshine Coast	76.75	95.0	117.5	212.5	17	73.291
Kyle Woodlock	85	Toowoomba	60.00	77.5	100.0	177.5	15	69.615
Troy Hewkins	86	Windaroo	67.60	85.0	115.0	200.0	11	66.944
Tammie Bower	87	Cougars	61.05	60.0	72.5	132.5	3	56.535
Liana Lambert	88	Cougars	57.25	57.5	67.5	125.0	-3	49.083
Division 3								
Debra Keelan	61	Cougars	82.70	60.0	72.5	132.5	21	65.167
Greg Botha	86	Windaroo Valley	68.10	80.0	107.5	187.5	12	64.448
Bianca Gastberger	86	Windaroo Valley	60.35	45.0	57.5	102.5	21	62.414
Holly Collyer	88	Sunshine Coast	69.00	60.0	77.5	137.5	10	61.887
Bob Henderson	43	Sunshine Coast	76.80	70.0	95.0	165.0	3	46.709
Division 4								
Luke Gardner	88	Cougars	82.85	82.5	105.0	187.5	21	68.468
Josh Brady	88	Cougars	61.35	72.5	97.5	170.0	15	67.308
Jon Meiers	87	Windaroo	82.20	80.0	95.0	175.0	21	65.304
Darryl Hockins	88	Toowoomba	50.65	47.5	57.5	105.0	11	45.426

Referees: Barry Harden, Kylie Booth, Debra Keelan, Keith Forbes, Miles Wydall, Ross Gagliardi,

Jo Garner, Paul McBride, Ray Loudon, Vivien Nightingale, John Hanlon, James Turner.

Time Keepers: Paul McBride, Jo Garner, Miles Wydall, Vivien Nightingale, Ian Moir.

M.C: Mike Keelan, Ian Moir.

Masters League

Name	Born	Club	Bwt	Sn	C& J	Total	MMS	Score
Men								
Ben Grzes	50	Cougars	126.05	70.0	102.5	172.5	227.506	354.798
Bob Henderson	43	Sunshine Coast	76.80	70.0	95.0	165.0	306.839	306.839
Peter Foster	67	Cougars	113.15	112.5	137.5	250.0	283.965	283.965

Women

Debra Keelan	61	Cougars	82.70	60.0	72.5	132.5	160.032	160.032
--------------	----	---------	-------	------	------	-------	---------	---------

Masters Records

Name	Cat	Lift	Weight	Age	Level
Ben Grzes	+105kg	Cl & Jk	101.0	50 – 54	Qld, Aus
Ben Grzes	+105kg	Cl & Jk	102.5	50 – 54	Qld, Aus

World Weightlifting Championships14th – 22nd November 2003

Vancouver, Canada

Men's 56kg Class

Rnk	Name	Country	Born	BW	Snatch	Rnk	Cl&Jk	Rnk	TOTAL
1	WU Meijin	CHN	1980	55.70	127.5	1	160.0	1	287.5
2	JIGAU Adrian	ROM	1970	55.94	125.0	5	155.0	3	280.0
3	ARTUC Sedat	TUR	1976	55.49	125.0	2	152.5	4	277.5
4	LU Jinbi	CHN	1980	55.70	125.0	3	152.5	5	277.5
5	WANG Shin-Yuan	TPE	1976	55.86	122.5	7	155.0	2	277.5
6	DZERBIANIOU Vitali	BLR	1976	55.92	125.0	4	152.5	6	277.5
7	SETIADI Jadi	INA	1985	54.19	122.5	6	147.5	7	270.0
8	YANG Chin-Yi	TPE	1981	55.66	120.0	10	145.0	9	265.0
9	ALI Mohammad A.	IRQ	1981	55.96	122.5	8	137.5	18	260.0
10	CHISLEAN Viktor	MDA	1982	55.60	120.0	9	137.5	15	257.5
11	CASTRO Nelson	COL	1974	55.17	110.0	13	145.0	8	255.0
12	AL ABDULLATIF Abtullatif	KSA	1985	55.69	110.0	14	145.0	10	255.0
13	BONNEL Eric	FRA	1974	55.74	115.0	11	140.0	12	255.0
14	MELIKOV Asif	AZE	1971	55.75	110.0	16	140.0	13	250.0
15	CASTELLANO Victor	VEN	1976	55.80	110.0	17	140.0	14	250.0
16	KIKUZUMA Yasuji	JPN	1978	55.63	107.5	20	140.0	11	247.5
17	BENAMI Nafa	ALG	1974	55.81	110.0	18	137.5	16	247.5
18	Jl Hun-Min	KOR	1984	55.92	112.5	12	135.0	20	247.5
19	AGUS	INA	1987	55.94	110.0	19	137.5	17	247.5
20	BATTA Vicky	IND	1981	55.71	110.0	15	132.5	23	242.5
21	HUDAYRBERGENOV T.	TKM	1986	55.85	105.0	24	135.0	19	240.0
22	IGNATIUC Ruslan	MDA	1978	55.57	105.0	23	132.5	22	237.5
23	KADYRBERGENOV S.	TKM	1985	55.65	107.5	21	130.0	25	237.5
24	CHATZIDIS Theoharis	GRE	1985	55.79	102.5	29	132.5	24	235.0
25	RAO V. Srinivasa	IND	1980	55.95	105.0	26	130.0	27	235.0
26	QERIMAJ Erkand	ALB	1988	55.42	100.0	30	132.5	21	232.5
27	RADIONOV Andrey	KAZ	1982	55.95	105.0	27	125.0	28	230.0
28	EBRAHIM Mohamed	EGY	1987	55.37	105.0	22	122.5	29	227.5
29	DELLINO Vito	ITA	1982	55.83	90.0	32	130.0	26	220.0
30	HERNANDEZ Ivan	ESP	1983	55.51	95.0	31	120.0	30	215.0

31	CASTRO Victor	PER	1977	55.96	90.0	33	117.5	31	207.5
-	YAMADA Masaharu	JPN	1980	55.56	102.5	28	-	-	0.0
-	MARVIN Lopez	ESA	1980	55.90	105.0	25	-	-	0.0
-	TANCSICS Laszlo	HUN	1978	55.35	-	-	-	-	0.0
-	TRASHA Gert	ALB	1988	55.38	-	-	-	-	0.0

Men's 62kg Class

Rnk	Name	Country	Born	BW	Snatch	Rnk	Cl&Jk	Rnk	TOTAL
1	MUTLU Halil	TUR	1973	61.02	147.5	1	175.0	1	322.5
2	SHI Zhiyong	CHN	1980	61.62	147.5	2	170.0	3	317.5
3	ALIASHCHUK Henadzi	BLR	1975	61.94	142.5	3	175.0	2	317.5
4	LE Maosheng	CHN	1978	61.88	135.0	4	170.0	4	305.0
5	POPOV Vladimir	MDA	1977	61.60	132.5	5	162.5	7	295.0
6	SALAZAR Diego Fernando	COL	1980	61.86	130.0	8	165.0	6	295.0
7	GHAZARYAN Armen	ARM	1982	61.77	127.5	10	165.0	5	292.5
8	LYKHVALD Olexandr	UKR	1978	61.88	132.5	6	160.0	8	292.5
9	BAZARBAEV V.	TKM	1981	61.95	132.5	7	160.0	9	292.5
10	NDICKA Samson	FRA	1976	61.82	127.5	12	155.0	12	282.5
11	SUNARTO	INA	1975	61.59	125.0	14	155.0	11	280.0
12	COSTEA Eugen	ROM	1978	61.80	127.5	11	152.5	13	280.0
13	BERRIO Roger	COL	1972	61.42	125.0	13	150.0	15	275.0
14	ALDHILAB Ali M.	KSA	1982	61.45	127.5	9	145.0	19	272.5
15	SAITO Kazumi	JPN	1973	61.58	117.5	20	155.0	10	272.5
16	TOMINAGA Kenji	JPN	1975	61.75	120.0	18	150.0	18	270.0
17	MINGINFEL Manuel	FSM	1978	61.51	117.5	19	150.0	16	267.5
18	GASSEM Hassan	SYR	1973	61.74	122.5	17	145.0	20	267.5
19	CORNETTA Giuliano	ITA	1980	61.70	115.0	24	150.0	17	265.0
20	YANG Sheng-Hsiung	TPE	1983	61.29	110.0	29	150.0	14	260.0
21	SARKISIAN Yurik	AUS	1961	61.78	115.0	25	145.0	21	260.0
22	AL SADAH Hassan A.	KSA	1987	61.30	115.0	22	140.0	24	255.0
23	SULEYMANOV Elkhan	AZE	1974	61.78	117.5	21	135.0	28	252.5
24	DUB Zbynek	CZE	1981	61.17	110.0	28	140.0	23	250.0
25	HIMDAN Khalid A.	IRQ	1973	61.89	115.0	26	135.0	29	250.0
26	PEDRENO Laurent	FRA	1975	61.63	115.0	23	132.5	31	247.5
27	PANJAVI Kamran	GBR	1975	61.77	110.0	30	137.5	26	247.5
28	REYES Juan Carlos	ESA	1980	61.10	110.0	27	135.0	27	245.0
29	CHIU Yi-Lieh	TPE	1983	61.43	105.0	31	137.5	25	242.5
30	GARCIA Ivan	ESP	1983	61.46	105.0	32	132.5	30	237.5
-	OSMAN Mohamed	EGY	1974	61.62	122.5	16	-	-	0.0
-	RUBIO Israel	VEN	1981	61.61	125.0	15	-	-	0.0
-	MOHAMMAD Swara	IRQ	1985	60.56	-	-	140.0	22	0.0
-	PRIYONO Teguh	INA	1976	61.47	-	-	-	-	0.0
-	IM Yong Su	PRK	1980	61.65	-	-	-	-	0.0
-	JARRAY Atef	TUN	1976	61.71	-	-	-	-	0.0

Men's 69kg Class

Rnk	Name	Country	Born	BW	Snatch	Rnk	Cl&Jk	Rnk	TOTAL
1	ZHANG Guozheng	CHN	1979	68.76	152.5	1	192.5	2	345.0
2	LUKANIN Vladislav	RUS	1984	68.59	147.5	6	192.5	1	340.0
3	LEE Bae-Young	KOR	1979	68.67	150.0	3	190.0	3	340.0
4	MIRZOYEV Turan	AZE	1979	68.71	147.5	7	180.0	7	327.5
5	SEN Ferit	TUR	1982	68.76	145.0	10	180.0	8	325.0
6	SMOLKA Arkadiusz	POL	1975	68.77	152.5	2	172.5	16	325.0

7	PECHALOV Nikolay	CRO	1970	68.05	147.5	5	172.5	14	320.0
8	ABDULAH Erwin	INA	1975	68.45	140.0	13	180.0	6	320.0
9	KECSKES Zoltan	HUN	1974	68.75	145.0	9	175.0	12	320.0
10	LAUREANAU Siarhei	BLR	1972	68.82	150.0	4	170.0	21	320.0
11	LANGROUDI Panzvan S.	IRI	1981	68.17	145.0	8	172.5	15	317.5
12	MAXINIANU Lucian	ROM	1972	68.53	142.5	11	175.0	10	317.5
13	BAYRAMOV Afquan	AZE	1983	67.91	135.0	20	180.0	4	315.0
14	DABAYA Tientcheu	CMR	1981	68.33	135.0	23	180.0	5	315.0
15	TANTAWY Mohamed	EGY	1980	68.62	140.0	16	175.0	11	315.0
16	JANICEK Miroslav	SVK	1974	68.90	137.5	19	172.5	17	310.0
17	FICCO Giusepe	ITA	1974	68.98	135.0	25	175.0	13	310.0
18	FARKAS Zoltan	HUN	1974	68.65	140.0	17	167.5	23	307.5
19	DANIELYAN Artur	ARM	1983	67.80	130.0	26	175.0	9	305.0
20	SHINTANI Yoshito	JPN	1981	68.30	135.0	22	170.0	18	305.0
21	PERNILA Amilcar	VEN	1981	68.83	135.0	24	170.0	22	305.0
22	ERNAULT Romuald	FRA	1976	68.14	137.5	18	165.0	24	302.5
23	AL BAGIR Jafar M.	KSA	1982	68.38	130.0	27	170.0	19	300.0
24	BOMBACI Maurizio	ITA	1975	68.42	130.0	28	170.0	20	300.0
25	LOMAKIN Dmitriy	KAZ	1976	67.92	135.0	21	160.0	28	295.0
26	HADEEL Ali A.	IRQ	1976	68.76	130.0	29	162.5	27	292.5
27	PETER Yukio	NRU	1984	68.92	125.0	31	165.0	25	290.0
28	MARTIN Manuel D.	ESP	1977	68.23	120.0	32	162.5	26	282.5
29	GROULX Sebastien	CAN	1974	67.51	115.0	34	155.0	29	270.0
30	DUMBERRY Marco	CAN	1982	68.51	125.0	30	145.0	31	270.0
31	TURNER Ben	AUS	1984	68.96	117.5	33	150.0	30	267.5
32	WAYNE Healy	IRL	1976	66.99	105.0	35	135.0	32	240.0
-	AL BAGIR Abdulmohsen H.	KSA	1976	68.23	140.0	12	-	-	0.0
-	MIYAJI Yoshihisa	JPN	1973	68.56	140.0	14	-	-	0.0
-	SAROUF Fadel N.	QAT	1976	68.58	140.0	15	-	-	0.0
-	CHO Hyo-Won	KOR	1982	67.75	-	-	-	-	0.0
-	RAUPOV S.	UZB	1981	68.21	-	-	-	-	0.0
-	OKHREMENKO Alexandr	KAZ	1971	68.91	-	-	-	-	0.0

Men's 77kg Class

Rnk	Name	Country	Bor n	BW	Snatc h	Rn k	Cl&Jk	Rn k	TOTAL
1	NEJAD Mohammad	IRI	1976	76.55	155.0	8	202.5	1	357.5
2	DAVTYAN Gevorg	ARM	1983	76.09	160.0	3	195.0	2	355.0
3	ARABACIOGLU Reyhan	TUR	1980	76.32	160.0	4	195.0	4	355.0
4	LI Hongli	CHN	1980	76.13	162.5	1	190.0	5	352.5
5	ZHELYAZKOV Plamen	BUL	1972	76.81	160.0	6	190.0	7	350.0
6	CHERPAK Olexandr	UKR	1982	76.97	160.0	7	190.0	9	350.0
7	ERSHOV Viacheslav	RUS	1980	76.44	162.5	2	182.5	17	345.0
8	DOGARIU Sebastian	ROM	1977	76.63	152.5	14	187.5	10	340.0
9	LUKAC Rudolf	SVK	1969	76.40	147.5	20	190.0	6	337.5
10	BIRSA Vladimir	MDA	1972	76.46	152.5	12	185.0	13	337.5
11	STEINHOFEL Ingo	GER	196	76.51	152.5	13	185.0	14	337.5

			7						
12	FARHAN Gaber	EGY	1985	76.83	150.0	17	187.5	11	337.5
13	HEGHEDUS Claudiu	ROM	1979	16.82	152.5	10	182.5	16	335.0
14	HOCH Rene	GER	1978	75.77	147.5	18	185.0	12	332.5
15	ABBAS Nader S.	QAT	1975	76.30	152.5	11	180.0	18	332.5
16	MEJIAS Octavio	VEN	1982	76.50	150.0	15	180.0	19	330.0
17	YERMAKOV Gennadiy	KAZ	1975	76.55	150.0	16	180.0	20	330.0
18	CZABAN Janusz	FRA	1979	75.97	147.5	19	177.5	21	325.0
19	ANDICA Carlos	COL	1983	76.46	145.0	21	175.0	23	320.0
20	MANZANO Ferney	COL	1980	76.51	140.0	22	177.5	22	317.5
21	ARVELO Armiche	ESP	1979	76.45	135.0	24	167.5	27	302.5
22	BOUZENADA Foued	ALG	1976	76.42	130.0	26	170.0	25	300.0
23	TSAI Chun-Nan	TPE	1983	76.43	130.0	27	170.0	26	300.0
24	DEMERS-MARCIL Alexis	CAN	1984	76.94	132.5	25	160.0	28	292.5
25	CAOJETTE Claude	CAN	1971	76.80	125.0	28	140.0	29	265.0
26	GORGANOV N.	TKM	1984	76.86	120.0	29	140.0	30	260.0
-	ZHAN Xugang	CHN	1974	76.84	155.0	9	-	-	0.0
-	BARKHAH Mohammad	IRI	1977	76.69	160.0	5	-	-	0.0
-	YILMAZ Mehmet	TUR	1974	76.13	-	-	195.0	3	0.0
-	MELIKYAN Arsen	ARM	1976	76.85	-	-	190.0	8	0.0
-	VAUGHN Chad	USA	1980	76.81	-	-	185.0	15	0.0
-	TOGOEV Makhmudjon	UZB	1983	75.69	-	-	170.0	24	0.0
-	SCHOUTEN Greg	USA	1976	76.43	135.0	23	-	-	0.0
-	KIM Kwang-Hoon	KOR	1982	74.31	-	-	-	-	0.0
-	BARANYAI Janos	HUN	1984	76.72	-	-	-	-	0.0
-	FILIMONOV Sergey	KAZ	1975	76.72	-	-	-	-	0.0
-	MANNIRONI Sergio	ETH	1967	76.79	-	-	-	-	0.0
-	SULI Artan	ALB	1971	76.96	-	-	-	-	0.0

Men's 85kg Class

Rnk	Name	Country	Born	BW	Snatch	Rnk	Cl&Jk	Rnk	TOTAL
1	CALANCEA Valeriu	ROM	1980	84.45	167.5	8	215.0	1	382.5
2	YUAN Aijun	CHN	1977	84.53	170.0	4	212.5	2	382.5

3	CHAKHOYAN Sergo	AUS	1970	82.70	172.5	1	205.0	3	377.5
4	ANISHCHANKA Aliaksandr	BLR	1979	84.44	172.5	2	205.0	4	377.5
5	SUNAR Erdal	TUR	1982	84.40	172.5	3	200.0	8	372.5
6	MYSHKOVETS Yury	RUS	1971	84.83	170.0	5	200.0	10	370.0
7	NOVIKAU Ruslan	BLR	1979	84.10	165.0	10	202.5	5	367.5
8	KAFARANI Ilir	ALB	1970	83.95	165.0	9	200.0	6	365.0
9	PANIZVAN Hadi Sayed	IRI	1975	84.38	167.5	7	197.5	11	365.0
10	RYTKOWSKI Mariusz	POL	1976	84.80	165.0	12	200.0	9	365.0
11	ALMAHROUS Ramzi M.	KSA	1982	84.36	160.0	14	200.0	7	360.0
12	PETROV Olexiy	UKR	1975	84.87	165.0	13	192.5	18	357.5
13	CHAPLIN Oscar	USA	1980	84.70	165.0	11	190.0	20	355.0
14	ANUSKEVICIUS Donatas	LTU	1980	84.48	157.5	16	195.0	13	352.5
15	HASANOV Natiq	AZE	1977	84.49	157.5	17	195.0	14	352.5
16	KAMALYAH Tigran	ARM	1982	84.55	157.5	18	195.0	15	352.5
17	ALEKSANYAN Gevorg	ARM	1981	79.61	155.0	19	195.0	12	350.0
18	GEORGI Gardev	BUL	1976	83.87	167.5	6	182.5	27	350.0
19	KUTLIK Ondrej	SVK	1976	84.65	155.0	22	192.5	17	347.5
20	ALSEBAEI Abdalla	SYR	1976	83.47	155.0	21	190.0	19	345.0
21	BALLESTEROS Hector	COL	1981	83.39	150.0	25	192.5	16	342.5
22	VACURA Zbynek	CZE	1977	81.23	155.0	20	185.0	23	340.0
23	MATAM David	FRA	1975	84.74	155.0	23	185.0	25	340.0
24	HRUBY Petr	CZE	1977	83.67	152.5	24	185.0	24	337.5
25	NAVARRO Jose J.	ESP	1981	84.20	150.0	27	187.5	21	337.5
26	DE TOMMASO Francesco	ITA	1974	84.91	150.0	29	187.5	22	337.5
27	MAY Peter	GBR	1967	84.78	150.0	28	185.0	26	335.0
28	MURATA Toyotaka	JPN	1975	83.40	150.0	26	177.5	30	327.5
29	MARQUEZ Herbys	VEN	1980	84.53	145.0	30	180.0	28	325.0
30	ESSA Mohamed	EGY	1984	84.57	140.0	32	180.0	29	320.0
31	CARTAGENA Moisis	PER	1977	84.49	140.0	31	170.0	31	310.0
32	MACLEAN Jason	CAN	1973	83.75	127.5	33	155.0	33	282.5
33	PRONGUE Gabriel	SUI	1969	84.23	120.0	35	157.5	32	277.5
34	McWATT Julian	GUY	1978	84.34	122.5	34	152.5	34	275.0
-	SONG Jong-Shik	KOR	1976	84.55	160.0	15	-	-	0.0
-	JEREMIAH Rutherford	NRU	1982	83.86	-	-	-	-	0.0

Men's 94kg Class

Rnk	Name	Country	Born	BW	Snatch	Rnk	Cl&Jk	Rnk	TOTAL
1	DOBREV Milen	BUL	1980	93.13	185.0	1	220.0	2	405.0
2	YILMAZ Hakan	TUR	1982	93.26	180.0	4	220.0	3	400.0
3	VAKARCIUC Vadim	MDA	1972	93.37	177.5	7	222.5	1	400.0
4	STOYANOV Nikola	BUL	1978	93.44	177.5	8	217.5	5	395.0
5	ZHUKOV Sergey	RUS	1979	92.98	177.5	6	212.5	7	390.0
6	DRZAZGA Tadeusz	POL	1975	93.62	175.0	10	215.0	6	390.0
7	LUNA Julio	VEN	1973	93.71	167.5	17	220.0	4	387.5
8	BAGHERI Koroush	IRI	1977	93.31	175.0	9	207.5	9	382.5
9	CARUSO Oliver	GER	1974	93.53	172.5	11	207.5	10	380.0
10	ALRDWAN Najim A.	KSA	1972	92.97	170.0	13	207.5	8	377.5
11	POKRIVCHAK Valeriy	UKR	1978	93.23	170.0	14	205.0	11	375.0
12	HARKAVY Pavel	BLR	1980	93.80	182.5	3	192.5	21	375.0
13	DIOSZEGI Sandor	HUN	1979	93.26	167.5	16	200.0	14	367.5
14	CHAE Yong-Ki	KOR	1978	90.30	165.0	20	200.0	13	365.0
15	MARTINEZ Santiago	ESP	1979	93.26	170.0	15	195.0	17	365.0
16	LEE Ung-Jo	KOR	1980	93.61	160.0	27	202.5	12	362.5
17	COSSIO Jairo	COL	1970	89.91	165.0	19	195.0	16	360.0
18	MAKAROV Andrey	KAZ	1972	91.49	170.0	12	190.0	22	360.0
19	USMANOV Botir	UZB	1984	91.68	165.0	21	192.5	20	357.5
20	ADEM Kala	NED	1970	93.30	157.5	28	197.5	15	355.0
21	SAMEDOV Alibay	AZE	1982	93.46	160.0	26	195.0	18	355.0
22	SPIES Jurgen	GER	1984	90.58	160.0	24	192.5	19	352.5
23	MATAM Alphonse	FRA	1973	93.24	160.0	25	190.0	23	350.0
24	DI MARZIO Marco	ITA	1976	90.63	150.0	30	185.0	25	335.0
25	GUMP Jason	USA	1980	93.55	145.0	35	190.0	24	335.0
26	MURPHY Robert	USA	1978	92.62	145.0	34	185.0	26	330.0
27	SUPPLE Paul	GBR	1971	93.16	150.0	31	180.0	29	330.0
28	AL DRWESH Ali M.	KSA	1986	90.20	145.0	33	180.0	27	325.0
29	HEFFERNAN Simon	AUS	1975	93.16	140.0	36	180.0	28	320.0
30	CRESPO Dennis	PUR	1979	88.30	132.5	37	165.0	31	297.5
31	SANDOR Balazs	CAN	1979	92.48	130.0	38	160.0	32	290.0
-	PASHAEV Nizami	AZE	1981	92.74	177.5	5	-	-	0.0
-	PETROV Alexey	RUS	1974	93.60	185.0	2	-	-	0.0
-	MOSA Mohamed	EGY	1977	93.25	165.0	22	-	-	0.0
-	BIALEK Arkadiusz	POL	1982	93.79	167.5	18	-	-	0.0
-	HANNACHI Moez	TUN	1980	93.74	165.0	23	-	-	0.0
-	URAZIMBETOV Fazilbek	UZB	1973	93.49	150.0	32	-	-	0.0
-	MANDAT Jiri	CZE	1976	92.42	155.0	29	-	-	0.0
-	YULE Tommy	GBR	1976	93.46	-	-	175.0	30	0.0
-	RIBAKOU Andrei	BLR	1982	88.25	-	-	-	-	0.0
-	AKHMETOV Bakhyt	KAZ	1979	93.31	-	-	-	-	0.0
-	KARAPETYN Aleksan	AUS	1970	93.49	-	-	-	-	0.0
-	ABOOD Mohammad J.	IRQ	1981	93.70	-	-	-	-	0.0

Men's 105kg Class

Rnk	Name	Country	Born	BW	Snatch	Rnk	Cl&Jk	Rnk	TOTAL
1	ASSAD Saif Assad	QAT	1979	104.92	195.0	2	227.5	4	422.5
2	SMORCHKOV Vladimir	RUS	1980	104.04	195.0	1	222.5	5	417.5
3	SUDAS Bunyami	TUR	1975	102.96	185.0	7	230.0	2	415.0
4	PISAREVSKIY Gleb	RUS	1976	103.62	182.5	10	227.5	3	410.0
5	DOLEGA Marcin	POL	1982	104.71	190.0	4	220.0	8	410.0

6	GYURKOVICS Ferenc	HUN	1979	104.36	187.5	5	217.5	11	405.0
7	STEINER Matthias	AUT	1982	103.56	182.5	9	220.0	6	402.5
8	BUROV Boris	ECU	1970	102.38	185.0	6	215.0	13	400.0
9	URINOV Alexander	UZB	1973	101.74	180.0	13	215.0	12	395.0
10	ROHDE Andre	GER	1975	104.21	177.5	17	217.5	10	395.0
11	BOER Moreno	ITA	1977	104.69	175.0	20	220.0	7	395.0
12	MATYKIEWICZ Tomas	CZE	1982	103.42	175.0	19	217.5	9	392.5
13	TESOVIC Martin	SVK	1974	99.32	180.0	11	210.0	14	390.0
14	FROLOV Dmitriy	KAZ	1972	104.50	177.5	18	210.0	15	387.5
15	BIRANVAND Mohsen	IRI	1981	100.57	180.0	12	205.0	18	385.0
16	MAZUR Jorg	GER	1977	103.99	177.5	16	207.5	17	385.0
17	KELLEY Peter	USA	1974	104.83	167.5	24	210.0	16	377.5
18	SANDOR Akos	CAN	1977	104.34	170.0	22	205.0	20	375.0
19	WALZER Libor	CZE	1975	104.76	167.5	23	205.0	21	372.5
20	JGHELIAHED Ahed	SYR	1984	103.03	162.5	26	202.5	22	365.0
21	BURGENER Casey	USA	1982	104.13	165.0	25	200.0	23	365.0
22	SOLIS William	COL	1981	102.64	157.5	28	205.0	19	362.5
23	HUHTALA Miikka	FIN	1979	104.79	162.5	27	192.5	25	355.0
24	ZENKEVIVIVUS Robertas	LTU	1985	103.69	155.0	29	195.0	24	350.0
25	ORFALLY Omar	SYR	1980	103.46	152.5	30	187.5	26	340.0
26	KORKOWSKI Rafal	CAN	1980	104.33	147.5	31	180.0	27	327.5
-	DOLEGA Robert	POL	1977	103.59	185.0	8	-	-	0.0
-	GOTFRID Denis	UKR	1975	104.32	192.5	3	-	-	0.0
-	TSAGAEV Alan	BUL	1979	104.01	-	-	235.0	1	0.0
-	VLAD FLorin	ROM	1980	104.07	180.0	14	-	-	0.0
-	VYSNIAUSKAS Ramunas	LTU	1976	104.55	180.0	15	-	-	0.0
-	CHAKOYAN Rafik	ARM	1979	104.22	172.5	21	-	-	0.0
-	HUSSAIN Amar Y.	IRQ	1975	99.93	-	-	-	-	0.0
-	NEMESHAZY Janos	SUI	1981	102.72	-	-	-	-	0.0
-	RAZONOROV Igor	UKR	1970	104.64	-	-	-	-	0.0
-	KHEDHAYR Khedhayr S.	IRQ	1974	104.95	-	-	-	-	0.0

Men's +105kg Class

Rnk	Name	Country	Born	BW	Snatch	Rnk	Cl&Jk	Rnk	TOTAL
1	REZA ZADEH Hossein	IRI	1978	155.90	207.5	3	250.0	1	457.5
2	UDACHYN Artem	UKR	1980	134.99	210.0	2	240.0	5	450.0
3	CHOLAKOV Velichko	BUL	1982	157.65	205.0	5	242.5	3	447.5
4	SCERBATIHS Viktors	LAT	1974	135.62	200.0	6	245.0	2	445.0
5	CHIGISHEV Evgeny	RUS	1979	115.68	205.0	4	230.0	10	435.0
6	KOLOKOLTSEV Oleksiy	UKR	1981	121.19	195.0	7	240.0	4	435.0
7	DANIELYAN Ashot	ARM	1974	159.76	190.0	10	240.0	7	430.0
8	NAJDEK Pawel	POL	1973	138.54	187.5	11	240.0	6	427.5
9	HAMMAN Shane	USA	1972	157.99	192.5	8	230.0	11	422.5
10	KLESZCZ Grzegorz	POL	1977	128.17	185.0	13	235.0	8	420.0
11	KHALILOV Igor	UZB	1972	141.52	185.0	15	232.5	9	417.5
12	DAMYANOV Damyan	BUL	1979	140.40	190.0	9	225.0	13	415.0
13	EHSAN Mohamed	EGY	1984	135.92	180.0	18	220.0	15	400.0
14	JEON Sang-Guen	KOR	1981	148.45	170.0	26	227.5	12	397.5
15	NANIYEV Alan	AZE	1978	115.03	180.0	16	215.0	16	395.0
16	HABASSI Abdesattar	TUN	1981	118.12	185.0	12	210.0	18	395.0
17	STARK Tibor	HUN	1972	135.98	185.0	14	210.0	21	395.0
18	SOBOTKA Petr	CZE	1975	150.84	180.0	19	215.0	17	395.0
19	ALECU Marius	ROM	1979	124.10	170.0	24	220.0	14	390.0
20	TOKOTUU Apolosio	FRA	1975	122.83	170.0	23	210.0	19	380.0

21	MARTEMYANOV Andrey	UZB	1982	136.57	170.0	25	207.5	23	377.5
22	HOCKING Corran	AUS	1980	146.78	175.0	22	202.5	25	377.5
23	MORILLO Hildegard	VEN	1977	131.62	160.0	30	210.0	20	370.0
24	MARTIN Anthony	AUS	1979	144.82	162.5	28	207.5	24	370.0
25	BULAUSKAS Aurimas	LTU	1983	142.25	155.0	31	210.0	22	365.0
26	CARRIO Lorenzo	ESP	1973	114.70	160.0	29	190.0	27	350.0
27	DETENAMO Itte	NRU	1986	133.06	150.0	32	195.0	26	345.0
28	KEROUI Ahmed	ALG	1979	138.15	150.0	33	190.0	28	340.0
-	SALEM Jaber S.	QAT	1975	127.44	210.0	1	-	-	0.0
-	KARASIOU Siarhei	BLR	1981	123.91	180.0	17	-	-	0.0
-	WOLF Dieter	GER	1980	130.81	175.0	21	-	-	0.0
-	HAYDAR Mohammad	IRQ	1970	129.40	175.0	20	-	-	0.0
-	IWAZAKI Takanobu	JPN	1975	124.89	165.0	27	-	-	0.0
-	SIMON Jorge	ESP	1978	105.53	-	-	-	-	0.0
-	WELLER Ronny	GER	1969	144.49	-	-	-	-	0.0

Women's 48kg Class

Rnk	Name	Country	Born	BW	Snatch	Rnk	Cl&Jk	Rnk	TOTAL
1	WANG Mingjuan	CHN	1985	47.84	90.0	1	110.0	1	200.0
2	AREE Wiratthaworn	THA	1980	47.93	82.5	4	107.5	2	190.0
3	TAYLAN Nurcan	TUR	1983	47.74	85.0	3	102.5	5	187.5
4	DRAGNEVA Izabela	BUL	1971	47.62	85.0	2	100.0	6	185.0
5	DEVI Nameir Kunjarani	IND	1968	47.40	80.0	6	102.5	4	182.5
6	ROSMANAR	INA	1976	47.58	77.5	7	105.0	3	182.5
7	CUNNINGHAM Tara	USA	1972	47.61	77.5	8	97.5	7	175.0
8	SUDA Chaleephay	THA	1987	47.81	77.5	9	97.5	9	175.0
9	CHOE Un Sim	PRK	1982	47.25	80.0	5	92.5	12	172.5
10	CHEN Han-Tung	TPE	1980	47.23	72.5	12	95.0	10	167.5
11	ULYANOVA Svetlana	RUS	1979	47.53	72.5	13	95.0	11	167.5
12	BAKA Christina	GRE	1980	47.60	75.0	11	92.5	14	167.5
13	RICHARD Sabrina	FRA	1977	47.46	70.0	18	92.5	13	162.5
14	ARCILA Remigia	VEN	1970	47.62	70.0	20	92.5	15	162.5
15	CHEN Wei-Ling	TPE	1982	45.80	70.0	16	90.0	16	160.0
16	SIRES Rebeca	ESP	1978	47.66	72.5	14	87.5	19	160.0
17	ADEKOLA Joke	NGR	1986	47.93	72.5	15	85.0	22	157.5
18	SAYED Enga	EGY	1985	47.62	70.0	19	85.0	20	155.0
19	OSHIRO Misaki	JPN	1985	46.96	70.0	17	82.5	23	152.5
20	WILHITE Jodi	USA	1980	47.69	65.0	22	85.0	21	150.0
21	KLESZCZYNSKA Marta	POL	1979	47.49	65.0	21	82.5	24	147.5
22	D'ALESSANDRO Giovanna	ITA	1982	44.52	62.5	23	75.0	27	137.5
23	KLIMPAROVA Petra	CZE	1976	47.25	52.5	24	67.5	28	120.0
-	RI Hyon Ok	PRK	1987	47.93	77.5	10	-	-	0.0
-	PAGLIARO Genny	ITA	1988	47.22	-	-	90.0	18	0.0
-	CANDELARIO Guillermi	DOM	1973	47.04	-	-	90.0	17	0.0
-	IMAOKA Masumi	JPN	1976	47.71	-	-	97.5	8	0.0
-	CICHA Ester	CZE	1970	47.51	-	-	67.5	29	0.0
-	GRACIA Betsabe	MEX	1981	47.70	-	-	82.5	25	0.0
-	LUCERO Silvia	ESA	1980	47.77	-	-	82.5	26	0.0
-	PERIS Gema	ESP	1983	47.25	-	-	-	-	0.0
-	RIGAUD Dahbia	FRA	1976	47.42	-	-	-	-	0.0

Women's 53kg Class

Rnk	Name	Country	Born	BW	Snatch	Rnk	Cl&Jk	Rnk	TOTAL
-----	------	---------	------	----	--------	-----	-------	-----	-------

1	UDOMPORN Polsak	THA	1981	52.52	100.0	1	122.5	2	222.5
2	RI Song Hui	PRK	1978	52.68	95.0	3	127.5	1	222.5
3	JUNPIM Kuntanean	THA	1984	52.52	97.5	2	120.0	3	217.5
4	RUMBEWAS Raema Lisa	INA	1980	52.40	87.5	6	115.0	4	202.5
5	MOSQUERA Mabel	COL	1969	52.14	90.0	4	110.0	5	200.0
6	DEVI W. Nandini	IND	1976	52.68	90.0	5	110.0	6	200.0
7	CHANU T. Sanamacha	IND	1978	52.74	82.5	9	107.5	7	190.0
8	MUNTEANU Marioara	ROM	1978	52.81	85.0	7	105.0	11	190.0
9	YOON Jin-Hee	KOR	1986	52.90	82.5	10	107.5	8	190.0
10	MATSUMIYA Kumie	JPN	1979	51.80	82.5	8	105.0	10	187.5
11	MIYAKE Hiromi	JPN	1985	51.17	80.0	11	105.0	9	185.0
12	LEMUS Ana M.	COL	1986	52.35	77.5	14	102.5	13	180.0
13	CONTRERA Y.	DOM	1980	52.89	77.5	15	102.5	14	180.0
14	RADUKHOUSAKYA Natallia	BLR	1979	52.65	80.0	12	97.5	18	177.5
15	JUAN Estefania	ESP	1981	51.54	77.5	13	97.5	17	175.0
16	LACHAUME Virginie	FRA	1980	52.08	75.0	16	100.0	15	175.0
17	RYU Sun Nam	PRK	1985	52.81	70.0	23	100.0	16	170.0
18	MAGDY May	EGY	1986	52.79	75.0	18	92.5	21	167.5
19	NOVIKAVA Anastasia	BLR	1981	52.79	75.0	17	90.0	22	165.0
20	DIKA Toua	PNG	1984	52.30	70.0	21	92.5	20	162.5
21	CZERMINSKA Anna	POL		51.99	67.5	24	92.5	19	160.0
22	NUNEZ Laura	ESP	1980	52.69	70.0	22	87.5	23	157.5
23	REYES Marina Robles	MEX	1980	52.74	67.5	25	87.5	24	155.0
24	DE LUCA Enrica	ITA	1981	48.50	62.5	26	75.0	25	137.5
25	NOVACKOVA Marie	LAT	1974	52.64	62.5	27	75.0	26	137.5
26	IP Wing-Yuk	HKG	1961	52.55	25.0	28	42.5	27	67.5
-	SUPENI	INA	1974	52.89	-	-	105.0	12	0.0
-	LAWAL Patience	NGR	1983	51.03	70.0	20	-	-	0.0
-	FERNANDEZ Karla	VEN	1977	53.00	75.0	19	-	-	0.0
-	NEUBACHER Heidelinde	AUT	1973	52.80	-	-	-	-	0.0

Women's 58kg Class

Rnk	Name	Country	Born	BW	Snatc h	Rnk	Cl&Jk	Rnk	TOTAL
1	SUN Caiyan	CHN	1984	57.48	100.0	1	125.0	1	225.0
2	PATMAWATI	INA	1972	56.57	97.5	2	120.0	2	217.5
3	DASDELEN Aylin	TUR	1982	57.27	92.5	4	117.5	4	210.0
4	ESCOBAR Maria	ECU	1980	55.56	92.5	3	115.0	5	207.5
5	PAK Hyon Suk	PRK	1985	57.13	90.0	6	115.0	7	205.0
6	CHAINOVA Marina	RUS	1986	57.41	90.0	11	115.0	8	205.0
7	TURCOTTE Maryse	CAN	1975	57.44	85.0	22	120.0	3	205.0
8	LUGO Gretty	VEN	1977	57.83	90.0	12	115.0	9	205.0
9	PRATIWI Tanti	INA	1978	57.04	87.5	15	115.0	6	202.5
10	GBODO Franca	NGR	1982	56.72	87.5	14	112.5	10	200.0
11	JIMENEZ Soraya Mendivil	MEX	1977	56.82	90.0	5	110.0	11	200.0
12	PUXEDDU Silvia	ITA	1974	57.23	90.0	8	110.0	13	200.0
13	RAKI Henrietta	HUN	1978	57.38	90.0	10	110.0	14	200.0
14	GOTFRYD Marieta	POL	1980	57.14	90.0	7	107.5	18	197.5
15	KOKHANENKO Svitlana	UKR	1984	57.80	87.5	16	110.0	16	197.5
16	BREEZE Michaela	GBR	1979	56.71	87.5	13	107.5	17	195.0
17	PICON Monica	COL	1984	57.02	85.0	19	110.0	12	195.0
18	MANGRAJ Prasmita	IND	1977	56.02	85.0	18	105.0	19	190.0
19	VILLAR Rusmeris	COL	1982	57.36	85.0	21	105.0	20	190.0
20	OKURA Taeko	JPN	1980	57.39	80.0	26	110.0	15	190.0
21	KASTRITSI Hariklia	GRE	1983	57.51	85.0	23	105.0	21	190.0

22	FRANCIASCO Solsiris	PUR	1979	57.81	85.0	25	105.0	22	190.0
23	McGERRIGLE Miel	CAN	1977	57.83	87.5	17	102.5	23	190.0
24	GUERRERO Abigail	ESP	1978	57.34	85.0	20	100.0	25	185.0
25	ZALATAROVA Aksana	BLR	1984	57.90	80.0	28	100.0	26	180.0
26	BAGAUDINOVA Kamila	KAZ	1984	57.33	75.0	29	100.0	24	175.0
27	SAINT JACQUES Larissa	FRA	1979	57.45	80.0	27	92.5	27	172.5
28	MAGLIOLA Stefania	ITA	1980	56.50	72.5	30	75.0	28	147.5
-	MANSOUR Essmat	EGY	1986	57.24	90.0	9	-	-	0.0
-	KANERVISTO Heidi	FIN	1981	57.61	85.0	24	-	-	0.0
-	BILGIN Emine	TUR	1984	56.77	-	-	-	-	0.0
-	LI Feng-Ying	TPE	1975	57.42	-	-	-	-	0.0

Women's 63kg Class

Rnk	Name	Country	Born	BW	Snatch	Rnk	Cl&Jk	Rnk	TOTAL
1	SKAKUN Natalia	UKR	1981	62.16	110.0	2	138.0	1	247.5
2	LIU Xia	CHN	1981	62.47	107.5	3	137.5	2	245.0
3	BATSIUSHKA Hanna	BLR	1981	62.77	113.5	1	127.5	6	240.0
4	XIONG Meiyang	CHN	1979	61.71	100.0	6	135.0	3	235.0
5	KIRILOVA Gergana	BUL	1972	62.08	105.0	4	130.0	4	235.0
6	ATANASOVA Zlatina	BUL	1980	62.50	102.5	5	127.5	5	230.0
7	KESORN Chuban	THA	1982	61.90	95.0	7	120.0	8	215.0
8	LASSOUANI Leila Fransois	ALG	1977	62.92	90.0	20	125.0	7	215.0
9	SOLOENENKO Oxana	RUS	1978	62.48	95.0	8	117.5	10	212.5
10	IBRAHIM Hebatalla	EGY	1984	62.49	95.0	9	117.5	11	212.5
11	VALOYES Ubaldina	COL	1982	62.84	95.0	11	117.5	12	212.5
12	KUMARI Pratima	IND	1976	62.56	95.0	10	115.0	14	210.0
13	STUKALAVA Tatsiana	BLR	1975	62.93	95.0	12	115.0	15	210.0
14	KIM Soo-Kyung	KOR	1985	62.24	87.5	22	120.0	9	207.5
15	AYODEJI Anike	NGR	1983	62.01	90.0	18	115.0	13	205.0
16	ACOSTA Luz Mercedes	MEX	1980	62.12	92.5	14	112.5	18	205.0
17	WU Ci-Chen	TPE	1972	62.44	92.5	15	112.5	20	205.0
18	SUNAINA	IND	1980	58.33	90.0	16	112.5	16	202.5
19	INCE Seda	TUR	1985	61.15	92.5	13	110.0	22	202.5
20	KHURSHUDYAN Hripsime	ARM	1987	62.13	90.0	19	112.5	19	202.5
21	GORDON Carissa	USA	1983	61.24	87.5	21	110.0	23	197.5
22	NAGY Szilvia	HUN	1983	61.64	85.0	25	112.5	17	197.5
23	FERNANDEZ Mercedes	ARG	1980	60.27	90.0	17	105.0	25	195.0
24	IACUZZO Catia	ITA	1975	62.47	87.5	23	105.0	29	192.5
25	NAGY Nikoletta	HUN	1984	62.78	80.0	32	112.5	21	192.5
26	KITAMURA Yoshiko	JPN	1977	61.08	85.0	24	105.0	26	190.0
27	SZCZEPANSKA Aneta	POL	1977	62.17	82.5	28	105.0	27	187.5
28	OROZCO Ana Yedid Urena	MEX	1981	62.68	85.0	26	102.5	31	187.5
29	GUDIN Marlene	FRA	1978	62.16	82.5	27	102.5	30	185.0
30	GIRARD Christine	CAN	1985	62.31	77.5	34	107.5	24	185.0
31	DANDUKOVA Svetlana	KAZ	1973	62.33	80.0	29	105.0	28	185.0
32	SMOSARSKA Justyna	POL	1986	62.34	80.0	30	100.0	32	180.0
33	CAMPBELL Annette	GBR	1961	62.77	80.0	31	95.0	33	175.0
34	WHITE Jacquie	AUS	1981	62.88	80.0	33	95.0	34	175.0
35	YANG Yifan	SIN	1974	60.92	65.0	35	85.0	35	150.0
-	BURONOVA Veronika	CZE	1979	62.59	-	-	-	-	0.0
-	RIVIERA Ruth	PUR	1978	62.75	-	-	-	-	0.0
-	DORCELUS Pascale	CAN	1979	62.90	-	-	-	-	0.0

Women's 69kg Class

Rnk	Name	Country	Born	BW	Snatc h	Rnk	Cl&Jk	Rnk	TOTAL
1	LIU Chunhong	CHN	1985	68.47	120.0	1	150.0	1	270.0
2	KRUTZLER Eszter	HUN	1981	68.76	117.5	3	145.0	2	262.5
3	POPOVA Valentina	RUS	1972	68.09	117.5	2	140.0	3	257.5
4	THONGSUK Pawina	THA	1979	68.11	115.0	4	140.0	4	255.0
5	KASAEVA Zarema	RUS	1987	68.16	112.5	5	132.5	5	245.0
6	MEDINA Angela	COL	1983	68.62	112.5	6	130.0	9	242.5
7	MASLOVSKA Vanda	UKR	1980	67.85	110.0	7	130.0	8	240.0
8	TREDAFILOVA Milena	BUL	1970	68.90	107.5	8	132.5	7	240.0
9	YAMECHI Madeleine	CMR	1982	68.45	97.5	10	132.5	6	230.0
10	LU Wan-I	TPE	1985	68.37	100.0	9	127.5	10	227.5
11	KIM Mi-Kyung	KOR	1981	65.51	92.5	15	125.0	11	217.5
12	KURAS Ewa	POL	1982	68.49	97.5	11	120.0	12	217.5
13	KANG Mi-Suk	KOR	1977	68.68	97.5	12	120.0	13	217.5
14	DIMAS Eva Maria	ESA	1973	68.32	95.0	14	115.0	14	210.0
15	VLASSOVA Irina	KAZ	1986	68.66	92.5	16	115.0	15	207.5
16	FERNANDEZ Tatiana	ESP	1984	67.44	95.0	13	110.0	17	205.0
17	KERANEN Hanna	FIN	1977	68.87	92.5	17	110.0	18	202.5
18	RUE Danica	USA	1982	66.36	87.5	18	112.5	16	200.0
19	LASSEN Jeane	CAN	1980	67.35	87.5	19	107.5	19	195.0

Women's 75kg Class

Rnk	Name	Country	Born	BW	Snatc h	Rnk	Cl&Jk	Rnk	TOTAL
1	SHANG Shichun	CHN	1979	74.00	120.0	1	153.0	1	272.5
2	RAMADAN Nahla	EGY	1985	74.55	117.5	2	145.0	2	262.5
3	RUZHINSKA Slaveyka	BUL	1983	73.38	112.5	5	140.0	3	252.5
4	DANKO Ilona	HUN	1973	74.24	107.5	8	135.0	5	242.5
5	SAHBAZ Sule	TUR	1978	74.40	115.0	3	127.5	15	242.5
6	HUANG Shih-Chun	TPE	1975	74.58	110.0	6	132.5	8	242.5
7	PETKOVA Romyana	BUL	1982	72.48	112.5	4	127.5	14	240.0
8	SHAMANSKA Nadia	UKR	1985	74.14	105.0	11	135.0	4	240.0
9	KIM Soon-Hee	KOR	1977	74.47	105.0	13	135.0	6	240.0
10	KHROMOVA Tatyana	KAZ	1980	74.79	110.0	7	130.0	12	240.0
11	RIJO Wanda	DOM	1979	74.56	107.5	9	130.0	10	237.5
12	MALLESWARI Karnam	IND	1975	69.23	105.0	10	130.0	9	235.0
13	KOPPEL Nora	ARG	1972	73.30	102.5	14	132.5	7	235.0
14	PODOBEDOVA Svetlana	RUS	1986	74.39	105.0	12	125.0	16	230.0
15	BYELIK Kateryna	UKR	1982	74.67	100.0	17	130.0	11	230.0
16	LEE Yeon-Hwa	KOR	1983	74.93	95.0	24	130.0	13	225.0
17	NWATU Ijeoma	NGR	1983	73.04	95.0	20	122.5	17	217.5
18	HEADS Cara	USA	1977	74.03	97.5	18	120.0	20	217.5
19	LUKASHEVICH Veranika	BLR	1983	72.87	95.0	19	120.0	18	215.0
20	AGUIRRE Damaris Aldas	MEX	1977	73.95	100.0	16	115.0	23	215.0
21	LIU Fang-Hsiu	TPE	1980	73.96	95.0	21	120.0	19	215.0
22	HOOG Gina	GER	1983	74.77	92.5	27	120.0	21	212.5
23	OZGUR Aysel	TUR	1980	74.98	102.5	15	110.0	26	212.5
24	SEVCIKOVA Radomira	CZE	1972	74.26	92.5	25	117.5	22	210.0
25	DOMINGUEZ Cinthy Lara	MEX	1982	74.80	95.0	23	112.5	24	207.5
26	ONUBAYE Sefia	NGR	1978	74.00	95.0	22	110.0	25	205.0
27	MACEACHERN Charlotte	CAN	1981	74.68	92.5	26	102.5	27	195.0

Women's +75kg Class

Rnk	Name	Country	Born	BW	Snatch	Rnk	Cl&JK	Rnk	TOTAL
1	DING Meiyuan	CHN	1979	101.54	137.5	1	162.5	1	300.0
2	KHOMICH Albina	RUS	1976	103.73	130.0	2	160.0	2	290.0
3	KOROBKA Olha	UKR	1985	152.08	125.0	3	152.5	5	277.5
4	VARGA Viktoria	HUN	1981	94.67	120.0	5	152.5	4	272.5
5	JANG Mi-Ran	KOR	1983	107.66	115.0	10	157.5	3	272.5
6	DELGADO Carmenza	COL	1972	94.22	122.5	4	147.5	7	270.0
7	WROBEL Agata	POL	1981	116.42	120.0	6	150.0	6	270.0
8	SHAYMARDANOVA Viktoriya	UKR	1973	88.45	117.5	7	145.0	8	262.5
9	KASAPI Vasiliki	GRE	1983	119.00	117.5	8	142.5	10	260.0
10	NIEVE Seledina	ECU	1977	91.73	115.0	9	140.0	11	255.0
11	ACIKGOZ Derya	TUR	1977	96.29	110.0	11	142.5	9	252.5
12	APOSTOLOVA Yordanka	BUL	1983	94.58	105.0	15	140.0	12	245.0
13	RODITI Aikaterini	GRE	1983	100.44	107.5	12	130.0	15	237.5
14	KANUNOVA Lyudmila	KAZ	1970	96.71	105.0	16	130.0	14	235.0
15	IMAHOKO Kazue	JPN	1982	75.46	105.0	13	122.5	17	227.5
16	MOONTAR Annipa	THA	1984	95.63	95.0	22	132.5	13	227.5
17	CARVAJAL Maria	DOM	1978	80.45	102.5	17	122.5	19	225.0
18	HEARN Rachel	USA	1980	112.24	100.0	19	122.5	21	222.5
19	BARYSIK Natallia	BLR	1979	77.88	95.0	21	122.5	18	217.5
20	DANDENAULT Susanne	CAN	1970	114.98	95.0	23	122.5	22	217.5
21	SOLOMON Reanna	NRU	1981	137.42	95.0	24	122.5	23	217.5
22	HELDT Doreen	USA	1976	77.18	100.0	18	115.0	25	215.0
23	MUSA Bilikisu	NGR	1970	89.86	97.5	20	117.5	24	215.0
24	REJAS Manuela Phowell	PER	1978	111.03	87.5	26	122.5	20	210.0
25	PENANI Rosetta	NRU	1980	101.36	90.0	25	110.0	27	200.0
26	MLEZIVA Veronica	ESP	1983	98.27	80.0	27	110.0	26	190.0
27	MAGRO Rosa	ITA	1977	110.65	80.0	28	107.5	28	187.5
-	MAHMOUD Saly	EGY	1985	76.90	105.0	14	-	-	0.0
-	LACZI Katalin	HUN	1976	75.38	-	-	122.5	16	0.0
-	VOLFOVA Jana	CZE	1980	87.40	-	-	-	-	0.0

Niue – A Great Experience

By Deborah Lovely

The island of Niue is affectionately known as 'The Rock of Polynesia' by its 1700 occupants. Due to the growing interest in the sport of Weightlifting, two gyms were opened on the island in the 1990's.

Nearly 100 athletes from 10 countries came to compete in the 2003 Junior Oceania & South Pacific Championships, the first ever international sporting event hosted by Niue. The Qld contingent of the Aussie team consisted of Erika Yamasaki (53kg), Kristie Amadio (63kg), Deborah Lovely (75kg), John Yamasaki (62kg), Ben Turner (77kg), and big Damon Kelly (105+kg).

We left Sydney on Monday 1st December at lunch time, flew to Niue Island (4hrs) via a 2hr stop over in Auckland yet still managed to arrive in Niue at 3am Monday. The Matavai Resort was our final destination which we reached after a 15min bus ride, driven by the original 'afro man' with no teeth. Our meals were taken on a huge wooden veranda overlooking the peaceful Pacific Ocean. A welcoming function was held on Tuesday night on the veranda of the training facility on the far side of the island (5min drive away). There

was a band, singing, dancing, plenty of seafood and we were also introduced to the original Michael Jackson.

Wednesday night was the official opening ceremony where Deborah Lovely was chosen to be the flag bearer for the AUS team and lead them down the dusty road (100m) to the open air ceremony. The Niuean tribal 'haka' was performed and was unexpectedly followed by the Nauruan 'haka' which put a smile on everyone's face. More dancing followed, including a mesmerizing 'belly' dance by a Niuean teenage girl wearing.....flowers!? The Cook Island coach (60yr old) decided to get a few laughs and join in. It was all fun and games until the coach needed to be rushed to hospital with a mild heart attack! This gave Deb the opportunity to hoon....I mean....responsibly drive around the island in his car. John and Deb also collected their official Niuean drivers licence from the local cop shop – valid for a year!

The lifting began with Erika as the lightest lifter (50.32kg) just missing the gold in the 53kg class behind Olympian Dika Toua. She gave a valiant effort finishing with 57.5kg snatch and 80kg clean & jerk for 137.5kg total. Her 82.5kg attempt was extremely close but the jerk wasn't there on the day. Kristie gave a smashing performance with 6 out of 6 and new P.Bs finishing on 75kg, 92.5kg and 167.5kg total to easily win the 63kg class. Deborah finished off the night's competition with another gold for AUS in the 75kg class, clearly dominating with a total 27.5kg above 2nd place. Her snatch of 87.5kg and 107.5kg clean and jerk were well under her best but she achieved the AWF Elite total, which was great considering that thumb and hip surgery forced 6 months rest this year.

Among the guys, John gave a great performance in the 62kg class after struggling to make weight an hour before. He took the gold by 107.5kg! and finished with 95kg, 117.5 and 212.5kg total, narrowly missing 120kg clean and jerk on his last. The 77kg men gave the crowd a thrilling show with Ben taking the gold by 15kg in total. Weighing a full 75.10kg Ben easily snatched 125kg and breezed through the clean & jerks finishing on 160kg and to the delight of the crowd gave us a 'Chemerkin jump'. He just missed the jerk on 165kg but judging by that performance, he has a huge improvement in store for 2004. The superheavyweight men closed the show with breath taking performances given in a battle between arch rivals (on the platform) Itte Detenamo and Big Damo. Tactics were played-out which saw Damo start light in the snatch but finish on a 152.5kg – the same as Itte. The clean & jerks started the same but Damo produced the goods where it counted and finished on 195kg with Itte on 185kg. Damo took out the gold with a 337.5kg total, 10kg above 2nd.

That night was the closing function at 5pm....or 6pm.....or was it 7.30pm? Deborah took out the Best Female Lifter in Oceania, and Yukio Peter (Nauru) took the Best Male Trophy (125kg, 170kg, 295kg at 68.85kg bwt). The Australian team also took the Women's Team Shield (190 points) ahead of Niue (89 points) and the Men's Team Shield (203 points) ahead of Nauru (181).

As one of the AUS team coaches, Miles did a fantastic job, both in the comp and warm up area and also outside the lifting arena. He took some great photos and joined in the fun exploring around the caves and beaches on the island.

Form all of the Queenslanders in the team, thanks to the AWF and QWA for your help. And special thanks to the Cougars club – we love our gym 'cause it's a great place to train and learn, and we always find the support we need.



Australian Men's Team and Officials



Australian Women's Team



Oceania & South Pacific Junior Championships

2nd – 4th December 2003

Niue Island

Results - Men

56kg Category	Nation	B/WT	YOB	Snatch	C & J	Total	Oc	SP
DOWABOBO Starron	NRU	54.16	1984	92.5	117.5	210.0	1	1
SINCLAIR Cameron	NZL	55.42	1986	72.5	92.5	165.0	2	
62kg Category	Nation	B/WT	YOB	Snatch	C & J	Total	Oc	SP
YAMASAKI John	AUS	61.70	1984	95.0	117.5	212.5	1	
TOMAILUGA Tempela	NIU	58.90	1989	45.0	60.0	105.0	2	1
MOKALEI Bevrin	NIU	57.80	1989	35.0	45.0	80.0	3	2
69kg Category	Nation	B/WT	YOB	Snatch	C & J	Total	Oc	SP
PETER Yukio	NRU	68.85	1984	125.0	170.0	295.0	1	1
SARKISIAN David	AUS	69.00	1986	120.0	150.0	270.0	2	
SPOONER Mark	NZL	68.74	1984	107.5	132.5	240.0	3	
VEIAGINA Clinton	NIU	67.80	1989	62.5	77.5	140.0		2
77kg Category	Nation	B/WT	YOB	Snatch	C & J	Total	Oc	SP
TURNER Ben	AUS	75.10	1984	125.0	160.0	285.0	1	
DOWEIYA Renos	NRU	75.82	1983	120.0	150.0	270.0	2	1
WOODFORD Mark	AUS	76.60	1986	105.0	135.0	240.0	3	
PAHETOGIA Togia	NIU	69.20	1989	55.0	67.5	122.5		2
PATTERSON Richard	NZL	76.18	1983	122.5	0.0	0.0		
85kg Category	Nation	B/WT	YOB	Snatch	C & J	Total	Oc	SP
TEOIAKI Meamea	KIR	82.94	1987	117.5	160.0	277.5	1	1
DALSANTO Max	AUS	81.12	1985	115.0	147.5	262.5	2	
MCCOY Simon	AUS	78.50	1983	110.0	145.0	255.0	3	
PEO Rioli	NRU	83.16	1984	100.0	130.0	230.0		2
HOPOKIGI Hestoni	NIU	84.88	1988	70.0	87.5	157.5		
94kg Category	Nation	B/WT	YOB	Snatch	C & J	Total	Oc	SP
KATU Robert	NZL	93.08	1983	122.5	160.0	282.5	1	
BURAMEN Bodi	NRU	92.74	1984	117.5	160.0	277.5	2	1
FOGAGNOLO Priscus	AUS	90.80	1983	100.0	132.5	232.5	3	
PERA Sam	COK	86.42	1989	100.0	120.0	220.0		2
IKITOEMATA Ray	NIU	86.24	1984	87.5	120.0	207.5		3
LAUFOLI Jodi	NIU	93.66	1988	65.0	80.0	145.0		

105kg Category	Nation	B/WT	YOB	Snatch	C & J	Total	Oc	SP
AGIR Daiga	NRU	100.40	1983	125.0	160.0	285.0	1	1
TOMAILUGA Leon	NIU	99.64	1988	67.5	87.5	155.0	2	2

+105kg Category	Nation	B/WT	YOB	Snatch	C & J	Total	Oc	SP
KELLY Damon	AUS	141.90	1983	152.5	195.0	347.5	1	
DETENAMO Itte	NRU	132.80	1986	152.5	185.0	337.5	2	1
HIPA Aserie	NIU	113.00	1986	75.0	100.0	175.0	3	2

Best Lifter – Oceania
Best Lifter – South Pacific

Yukio Peter (NRU)
Yukio Peter (NRU)

TEAM CLASSIFICATION – MEN

Oceania Junior Championships

Australia	203
Nauru	181
Niue	180
New Zealand	76
Kiribati	28
Cook Islands	22

South Pacific Junior Championships

Niue	198
Nauru	193
Kiribati	28
Niue	25

Results - Women

48kg Category	Nation	B/WT	YOB	Snatch	C & J	Total	Oc	SP
DEIGERAUK Ebonette	NRU	47.50	1983	55.0	80.0	135.0	1	1
LIKU Maria	FIJ	47.82	1990	42.5	55.0	97.5	2	2

53kg Category	Nation	B/WT	YOB	Snatch	C & J	Total	Oc	SP
TOUA Dika	PNG	51.90	1984	67.5	90.0	157.5	1	1
YAMASAKI Erica	AUS	50.32	1987	57.5	80.0	137.5	2	
VIRA Maria	FIJ	52.10	1987	47.5	65.0	112.5	3	2

58kg Category	Nation	B/WT	YOB	Snatch	C & J	Total	Oc	SP
TSOUKALIS Maria	AUS	57.47	1987	65.0	80.0	145.0	1	

63kg Category	Nation	B/WT	YOB	Snatch	C & J	Total	Oc	SP
AMADIO Kristie	AUS	62.54	1985	75.0	92.5	167.5	1	

69kg Category	Nation	B/WT	YOB	Snatch	C & J	Total	Oc	SP
VAN TIENAN Belinda	AUS	68.78	1986	70.0	85.0	155.0	1	
CON Maria	AUS	68.24	1983	70.0	82.5	152.5	2	
TOGAHAI Caroline	NIU	67.56	1987	42.5	67.5	110.0	3	1

75kg Category	Nation	B/WT	YOB	Snatch	C & J	Total	Oc	SP
LOVELY Deborah	AUS	74.60	1983	87.5	107.5	195.0	1	
DIRINGA Mary	NRU	74.92	1983	72.5	90.0	162.5	2	1
HOPOKIGI Petra	NIU	73.10	1985	37.5	50.0	87.5	3	2

+75kg Category	Nation	B/WT	YOB	Snatch	C & J	Total	Oc	SP
-----------------------	---------------	-------------	------------	---------------	------------------	--------------	-----------	-----------

BOUTROS Jamila	AUS	106.18	1984	82.5	102.5	185.0	1	
BAKER Sharleah	NZL	127.32	1986	82.5	97.5	180.0	2	
DEIGERAGEA Sheba	NRU	75.36	1986	80.0	90.0	170.0	3	1
HAIOSI Sioe	NIU	93.72	1985	67.5	90.0	157.5		2
VILIAMU Navita	NIU	109.64	1989	62.5	85.0	147.5		3
TUALAU Kefilini	TGA	129.02	1989	65.0	82.5	147.5		
RIINO Taatia	KIR	93.64	1987	60.0	85.0	145.0		

Best Lifter – Oceania
Best Lifter – South Pacific

Deborah Lovely (AUS)
Dika Toua (PNG)


TEAM CLASSIFICATION – WOMEN

Oceania Junior Championships

Australia	190
Niue	89
Nauru	76
Fiji	48
PNG	28
New Zealand	25
Tonga	20
Kiribati	19

South Pacific Junior Championships

Niue	101
Nauru	84
Fiji	50
PNG	28
Tonga	22
Kiribati	21



Welcoming ceremonies at Niue Island

Photos by Miles Wydall

The Queensland 2000

By Ian Moir

On a warm December night in Brisbane, the Queensland 2000 Tournament finally fulfilled all that it has promised since its inception seven years ago. The lifting in the Queensland 2000 has always been excellent, but as a total event, the entertainment provided by these athletes striving for their best performances while engaged in close competition has often failed to reach a large audience. But this year, we had it all. More than 120 people packed out the Cougars Weightlifting Club to enjoy a good night out at weightlifting. Seated at large tables and enjoying cold drinks and delicious food, the audience was treated to a spectacular display of lifting, making for a truly memorable occasion.

A big part of the appeal of the Queensland 2000 is the unpredictability of the final outcome. Lifters of varying size and different levels of experience are pitted together and, more often than not, every one of them has the potential to win. It all comes down to which lifter proves to be the best performer on the night and the final placings are often determined by one successful or unsuccessful attempt, leading to a post mortem by lifters and coaches that always begins with the immortal words, "if only..."

The tournament began with the Open Men's group, featuring four of Queensland's Aussie Reps. As usual, the speculation began long before the presentation of lifters. David De Rose had been training well and looked to be in with a strong chance. Likewise Damon Kelly, who would have been hard to beat if he found success with the 210kg clean & jerk that he's been edging towards in recent months. John Yamasaki, a previous Qld 2000 Champion, is known for his consistency and ability to rise to any challenge. And Jim Turner, the dark horse, had been training quietly in the background for months and presented a real possibility of emerging from the back of the pack. The eventual winner of this group though was Ben Turner. Having bounced back from a disappointing turn at the World Championships in November to find form at the Oceania Junior Championships in early December, Ben made good use of the extra bodyweight that has planted him firmly in the 77kg category and he achieved new marks in snatch and total to take out the group prize.

All of the competitors in the Women's group have represented Australia this year, three of them as recently as one week before the Qld 2000 Tournament. And again, this was going to be a contest too close to call. On the back of her outstanding performance at the recent Oceania Junior Championships, Kristie Amadio was regarded as a firm favourite. But then fate intervened and laid Kristie low with a heavy cold just days before the big event. Deborah Lovely was still engaged in a long and careful period of recovery from surgery earlier this year and no one really expected her to be at the top of her form, although that's not to say that a conservative approach to the Qld 2000 could not pay dividends – it has worked for others in the past. Melissa Nightingale had a run of good competitions in the second part of the year and was not to be denied a place among the front runners. Erika Yamasaki had been another strong performer and a "six out of six" campaign would have catapulted her to the top of the group. But eventually, Amanda Phillips' experience and patience paid off, as she succeeded with all snatches and two clean & jerk attempts to achieve a new Qld 2000 PB in the total and wrap up first place.

For Bowen Stuart the competition was over before it had begun. Bowen had qualified to contest the Junior group, but was suffering from a minor, yet troubling, injury. Just hours before the weigh in, Bowen considered the many years of weightlifting ahead of him and heeded the advice of his physiotherapist, deciding not to risk prolonging a full recovery. And

so the Junior group became a four-cornered contest which went right down to the wire. Liana Lambert had been putting in plenty of hard work at training, but for some reason this did not translate to a good platform performance. Troy Hewkins looked as strong as ever, but with Christina Watkins succeeding in all of her attempts and setting new PB's across the board, any challenger was going to have to pick up a lot of bonus points to push her out of first spot. And as the competition progressed, the only other lifter who could have done that was George Mylne. Everything depended on the final clean & jerk and in the Qld 2000, as Jimmy Barnes sang (screamed?), there aint no second prize. So Coach Hobl called for 130kg and George just had to give it his best shot. But it was not to be, and Christina proved once again the importance of achieving six good lifts out of six attempts.

On to the final event of the evening: the Lift-Off between the three group winners. Amanda elected to perform the snatch while Ben and Christina both chose the clean & jerk. With the three contestants lifting in turn, the weights quickly rose through three rounds to 100% of their respective Personal Best. It was at this point that the first contender was eliminated when Ben Turner missed his attempt at 162.5kg while Amanda and Christina succeeded with their own 100% marks. The next round brought the competition to its exciting conclusion. Amanda missed 87.0kg while Christina waited for her 102% attempt at 82.0kg. This situation beautifully summed up the spirit of the Queensland 2000. Having performed faultlessly throughout her group competition and leaving seasoned lifters in her wake in this final round, Christina was challenged to make one more good lift with a weight that she had lifted for the first time only 30 minutes before ...and she did it!

As I stated at the start of this piece, the lifting at the Qld 2000 is always excellent. But as AWF Technical Coordinator Max Ryan often says, without the officials and volunteers who make the whole thing run, you can't have a competition. So, to the referees who judged every attempt so diligently; to the timekeeper who kept the show on time and on track; to the loaders who made the event run seamlessly; to the marshals and computer operators who kept the athletes, coaches and audience informed every step of the way; and to those who helped Mike Keelan and me set up the venue; my sincere thanks for making this special event truly special. And, an enormous thank-you to Mike Keelan, whose knowledge and appreciation of the sport of weightlifting was transmitted through the microphone to inform and excite the audience, raising their level of enjoyment and enthusiasm beyond the expectations held by many of them.

And, at the risk of overusing the word "special"... a very special word of thanks to Corran Amadio who secured the sponsorship of MTU Detroit Diesel Australia which enabled us to present the event in a manner that made it the best-ever Queensland 2000 Tournament.

Queensland 2000 Tournament

The Sleeman Centre, Chandler
12th December 2003

Name	Born	Club	Bwt	Snatch	C & J	Total	Bonus	Points
Group 1 – Open Men								
Ben Turner	84	Cougars	74.74	127.5	160.0	287.5	10	86.159
Jim Turner	78	Cougars	68.84	100.0	130.0	230.0	11	75.336
Damon Kelly	83	Cougars	140.60	157.5	200.0	357.5	-2	73.661
David DeRose	82	Cougars	75.70	120.0	145.0	265.0	-2	68.199
JohnYamasaki	84	Cougars	61.92	97.5	117.5	215.0	1	67.154
Group 2 – Open Women								
Amanda Phillips	81	Cougars	74.02	85.0	107.5	192.5	7	77.642

Melissa Nightingale	81	Cougars	67.34	85.0	97.5	182.5	1	
	68.593							
Erika Yamasaki	87	Cougars	50.88	62.5	82.5	145.0	3	67.444
Kristie Amadio	85	Cougars	62.34	72.5	87.5	160.0	1	65.646
Deborah Lovely	83	Cougars	74.28	90.0	107.5	197.5	-10	62.477

Name	Born	Club	Bwt	Snatch	C & J	Total	Bonus	Points
Group 3 – Juniors								
Christina Watkins	88	Sunshine Coast	72.22	65.0	82.5	147.5	21	75.128
George Mylne	85	Toowoomba	75.78	97.5	125.0	222.5	1	59.940
Troy Hewkins	86	Windaroo Valley	67.80	90.0	112.5	202.5	1	57.643
Liana Lambert	88	Cougars	57.64	52.5	65.0	117.5	-11	37.958

Bonus Round (lift-off) *

Name	Lift	90.0%	95.0%	97.5%	100.0%	102.5%	
Christina Watkins	Cl & Jk	72.0	76.0	78.0	80.0	82.0	
Amanda Phillips	Snatch	76.5	80.5	82.5	85.0	87.0	
Ben Turner	Cl & Jk	146.0	154.0	158.0	162.5		

* Bonus Round results are not sanctioned for official rankings or records.

Referees: Debra Keelan (Cat II), Kylie Booth (Cat II), Ross Gagliardi (National)

Time Keeper: Jo Garner

M.C: Mike Keelan

Prize Money

Group 1	Ben Turner	\$ 500
Group 2	Amanda Phillips	\$ 500
Group 3 & Bonus Round	Christina Watkins	\$1000



A full house at the Queensland 2000

Technically Speaking

In the modern era, electronic technology plays a big part in every day life and most certainly in sport. In most sporting situations a breakdown of this technology is, at best, an inconvenience and at worst, a major problem. Fortunately for the sport of weightlifting, if equipment such as the Electronic Referee System breaks down during a competition we are able to fall back on a 'manual' system without causing too much disruption to the event or disadvantaging the competitors. In this issue, we look at the operation of both the Electronic Referee System and the 'Manual' referee system and the responsibilities of the referees in each case.

The Components Of The Systems

The electronic referee system consists of the following components:

- a) one control box for each of the three (3) referees. These control boxes are equipped with two (2) push buttons, one white and one red, and one signaling device.
- b) one apparatus giving a visual and audible "Down" signal to be placed on a stand in front of the competition platform.
- c) one or more sets of referees' "decision lights" equipped with three (3) red and three (3) white lights, horizontally placed, showing the referees' decisions to the competitors and the audience.
- d) one or more control panels, equipped with three (3) red and three (3) white lights that light up instantly when the referees press the appropriate button. These control panels, to be placed on the jury table, are also equipped with a signaling device that may be used to call any or all the referees to the jury table.

The components of the manual system are simply one white flag and one red flag for each of the three referees. Even when the electronic system is being used, the referees must also have these flags close at hand in case the electronic system fails.

Operating The Electronic Referee System

During the course of the competition, as soon as the referees have judged a lift "Good lift", they press the white button on their control box. Immediately, the apparatus located in front of the platform gives a simultaneous visual and audible "Down" signal indicating to the competitor to replace the barbell on the platform. When the "Down" signal has been given and the "Decision lights" are on and the competitor does not lower the barbell, the centre referee can say "Down" and signal the athlete to lower the barbell.

When the referees judge that the athlete has committed a fault during the execution of a lift, they give a "No lift" decision by pressing the red button on their control box. Immediately, the apparatus in front of the platform gives a simultaneous visual and audible "Down" signal indicating to the competitor to replace the barbell on the platform.

The "Down" signal will be given by the apparatus as soon as two referees have given identical decisions.

Each of the referees must give the “Down” signal by pressing the white button for a “Good lift” or the red button for “No lift”, according to the relevant rules. A referee who sees a mistake or fault during the execution of a lift, must immediately press the red button.

Should one of the referees press the white button and another press the red button while the third referee does not press any, the latter hears an intermittent audible signal coming from the control box urging him or her to give their decision. Also, when any two (2) white lights or two (2) red lights have been given by two (2) of the three (3) referees and the “Down” signal has been seen and heard, then the third referee is reminded to give his or her decision by the intermittent audible signal.

Three (3) seconds after all the three referees have given their decisions the “decision lights” light up indicating the individual decisions of the referees by corresponding colours (red or white). These remain lit for a minimum of 15 seconds.

After the visible and audible “Down” signal and before the decision lights operate, the referees have three (3) seconds to reverse their decision, e.g. if after a completed “Good lift” the athlete drops the barbell, the referees have to press the red button and the red “decision lights” light up indicating “No lift”. If it is too late to change the colour of the lights, the referees must raise their small red flag to indicate this change.

Operating The Manual System

When there has been a breakdown of the electronic system, or at competitions where it is not available, the centre referee gives the signal for replacing the barbell on the platform at the conclusion of each lift, as soon as the lifter becomes motionless in all parts of the body and has both feet on the same line. This signal must be both audible and visible, i.e. the centre referee must say “Down” and at the same time motion downwards with the arm.

Once the barbell has been replaced on the platform, the referees must indicate their judgment of the lift by raising the appropriate flag. “Good lift” - white flag; “No lift” - red flag.

Should one of the side referees see a serious fault during the execution of a lift, e.g. touching the elbow on the thigh during the clean, he or she raises an arm to call attention to the fault. If there is agreement from the other side referee or from the centre referee, this constitutes a majority opinion and the centre referee immediately gives the “Down” signal.

Points To Remember

The Electronic Referee System

- All three referees have the responsibility of activating the “Down” signal by pressing either the white button or the red button according to their judgment of the lift.
- When a referee judges that a fault has occurred in a lift, they must press the red button immediately.
- When a referee judges that a fault has occurred after the “Down” signal in an otherwise “Good lift”, e.g. dropping the bar after the “Down” signal, they must change their decision from “Good lift” to “No lift” by pressing the red button.
- When a referee judges that a fault has occurred after the “Down” signal in an otherwise “Good lift” and the white “decision lights” are already displayed, they must indicate the change in their decision from “Good lift” to “No lift” by raising the red flag.

The Manual System

- The centre referee has the responsibility of giving the “Down” signal by saying the word “Down” loudly and clearly and simultaneously motioning downwards with one arm.
 - If a side referee judges a fault during a lift, he or she must raise one arm horizontally to indicate to the centre referee that they have seen a fault.
 - If the centre referee judges a fault during a lift, he or she must check to see if the side referees have indicated that they have seen a fault before taking any action.
 - If both side referees indicate that they have seen a fault during a lift, or if one side referee indicates that they have seen a fault and the centre referee agrees, the centre referee must give the “Down” signal immediately.
 - All three referees indicate their decision by raising either a white flag or a red flag once the barbell has been replaced on the platform.
-

Best wishes from the QWA Management Committee and Staff for a Merry Christmas and a bright and prosperous New Year.



Queensland Government
Getting more people active
through sport and recreation